

TECHNICAL MANUAL

**DIRECT SUPPORT AND GENERAL SUPPORT MAINTENANCE
REPAIR PARTS AND SPECIAL TOOLS LISTS
(INCLUDING DEPOT MAINTENANCE REPAIR
PARTS AND SPECIAL TOOLS)
EDITORIAL AND PHOTOMECHANICAL SHELTER
(NSN 3610-00-987-9066);
COMPONENT OF PRINTING PLANT,
SPECIAL WARFARE, TRANSPORTABLE
(NSN 3610-00-889-3311)**

***This manual supersedes TM 10-3610-202-34P, 9 November 1971, including all changes**

CHANGE }
NO. 1 }

HEADQUARTERS
DEPARTMENT OF THE ARMY
WASHINGTON, D.C., 12 February 1987

Direct Support and General Support Maintenance
Repair Parts and Special Tools Lists
(Including Depot Maintenance Repair Parts and Special Tools)

EDITORIAL AND PHOTOMECHANICAL SHELTER
(NSN 3610-00-987-9066);
COMPONENT OF PRINTING PLANT,
SPECIAL WARFARE, TRANSPORTABLE
(NSN 3610-00-889-3311)

TM 10-3610-202-34P, 18 December 1980, is changed as follows:

1. Remove and insert pages as indicated below. New or changed text material is indicated by a vertical bar in the margin. An illustration change is indicated by a miniature pointing hand.

Remove pages	Insert pages
97 and 98	97 and 98
125 and 126	125 and 126

2. Retain this sheet in front of manual for reference purposes.

By Order of the Secretary of the Army:

JOHN A. WICKHAM, JR.
General, United States Army
Chief of Staff

Official:

R. L. DILWORTH
Brigadier General, United States Army
The Adjutant General

DISTRIBUTION:

To be distributed in accordance with DA Form 12-25A, Direct Support and General Support Maintenance requirements for Editorial & Photochemical Shelter, Printing Plant, Special Warfare, Model 800

TECHNICAL MANUAL }
 No. 10-3610-202-34P }

HEADQUARTERS
 DEPARTMENT OF THE ARMY
 WASHINGTON, D.C. 18 December 1980

**DIRECT SUPPORT AND GENERAL SUPPORT MAINTENANCE
 REPAIR PARTS AND SPECIAL TOOLS LIST
 (INCLUDING DEPOT MAINTENANCE REPAIR PARTS
 AND SPECIAL TOOLS)**

**EDITORIAL AND PHOTOMECHANICAL SHELTER
 (NSN 3610-00-987-9066);
 COMPONENT OF PRINTING PLANT,
 SPECIAL WARFARE, TRANSPORTABLE
 (NSN 3610-00-889-3311)**

Current as of 24 June 1980

REPORTING OF ERRORS AND RECOMMENDING IMPROVEMENTS

You can help improve this manual. If you find any mistake or if you know of a way to improve the procedures, please let us know. Mail your letter, DA Form 2028 (Recommended Changes to Publications and Blank Forms), or DA Form 2028-2 located in the back of this manual directly to: Commander, U S Army Troop Support & Aviation Materiel Readiness Command, ATTN DRSTS-MTT, 4300 Goodfellow Boulevard, St. Louis, MO 63120. A reply will be furnished directly to you.

Table of Contents

	Listing Page	Illus Figure
SECTION I. INTRODUCTION.....	1	
II. REPAIR PARTS LIST.....	6	
Group 01. File Cabinet Assembly		
Artist Historic File Assembly.....	6	1
02. Platemaker		
Flip-Top Platemaker.....	8	2
Platemaker Leg Supports.....	10	3
Platemaker Back Cover.....	12	4
03. Light Table Assembly Light Table.....	14	5
Shelf, Light Table.....	16	6
04. Stool Holddown Assembly.....	18	7
05. Folding Chair Holddown Assembly.....	20	8
06. Storage Compartment.....	22	10
07. Wall Cabinet, Type 1.....	24	10
08. Storage Shelf.....	26	11
09. Composing Machine		
Composing Machine, Type.....	28	12
Stand, Composing Machine.....	30	13

	Listing Page	Illus Figure
Group 10.	Camera Assembly	
	Camera Mounting Assembly.....	32 14
	Camera Holddown and Sound Attenuators	34 15
11.	Film Dryer	
	Film Dryer Assembly	36 16
	Shelf, Film Dryer	38 17
12.	Developer Shelf.....	40 18
13.	Safelight Assembly	42 19
14.	Water Tank and Plumbing	44 20
15.	Composing Machine, Headliner	46 21
16.	Photographic Tray Assembly	48 22
17.	Rub-up Board Assembly	50 23
18.	Sink Shield	52 24
19.	Headliner Counter Assembly	
	Headliner Counter Assembly (Sheet 1 of 2)	54 25
	Headliner Counter Assembly (Sheet 2 of 2)	55 25
	Sink Assembly.....	58 26
	Sink Drain Assembly	60 27
20.	Air Conditioner and Components	
	Air Conditioner (Sheet 1 of 2)	62 28
	Air Conditioner (Sheet 2 of 2)	63 28
	Air Conditioner Control Box	66 29
	Special Purpose Electrical Cable Assembly, Evaporator to Compressor.....	70 30
	Heating Elements and Brackets.....	72 31
	Heating Elements Brackets.....	74 32
	Condensate and Refrigeration Tubing Assemblies.....	76 33
	Refrigeration Tubing Assemblies.....	78 34
	Refrigeration Tubing Assemblies.....	80 35
	Condensate and Refrigeration Tubing Panel.....	82 36
	Fan Evaporator Section (Sheet 1 of 3).....	84 37
	Fan Evaporator Section (Sheet 2 of 3).....	85 37
	Fan Evaporator Section (Sheet 3 of 3).....	86 37
	Terminal Relay Box Assembly.....	90 38
	Electrical Connectors and Duct Panel.....	92 39
	Air Conditioner Air Intake System	94 40
	Air Conditioner Installation.....	96 41
21.	Fire Extinguisher Installation.....	98 42
22.	First Aid Kit Installation	100 43
23.	Blackout Warning System.....	102 44
24.	Blackout Locking Pin Assembly, Door.....	104 45
25.	Shelter Door Filter	106 46
26.	Telephone Binding Post Assembly.....	108 47
27.	Ladder Assembly	
	Ladder Assembly.....	110 48
	Ladder Mounting Brackets and Holddown Assembly.....	112 49

			Listing Page	Illus Figure
Group	28.	Level Indicator Assembly	114	50
	29.	Main Power Cable Assembly	116	51
	30.	Main Power Receptacle	118	52
	31.	Main Power Service Box Assembly		
		Main Power Service Box Assembly	120	53
		Circuit Breakers.....	122	54
	32.	Lamp Assembly	124	55
	33.	Lamp Switches	126	56
	34.	Equipment Receptacles		
		Receptacles.....	128	57
		Electrical Raceways	130	58
SECTION	III.	SPECIAL TOOLS LISTS (Not Applicable)		
SECTION	IV.	NATIONAL STOCK NUMBER AND REFERENCE NUMBER		
		INDEX	133	

Section I. INTRODUCTION

1. Scope. This manual lists spares and repair parts; special tools; special test, measurement, and diagnostic equipment (TMDE), and other special support equipment required for performance of direct support and general support maintenance of the press shelter. It authorizes the requisitioning and issue of spares and repair parts as indicated by the source and maintenance codes.

2. General. This Repair Parts and Special Tools List is divided into the following sections:

a. Section II. Repair Parts List. A list of spares and repair parts authorized for use in the performance of maintenance. The list also includes parts which must be removed for replacement of the authorized parts. Parts lists are composed of functional groups in numeric sequence, with the parts in each group listed in figure and item number sequence.

b. Section III. Special Tools List. (Not applicable.)

c. Section IV. National Stock Number and Part Number Index. A list, in National item identification number (NIIN) sequence, of all National stock numbers (NSN) appearing in the listings, followed by a list in alphameric sequence, of all part numbers appearing in the listings. National stock numbers and part numbers are cross-referenced to each illustration figure and item number appearance. This index is followed by a cross-reference list of reference designators to figure and item numbers.

3. Explanation of Columns.

a. Illustration. This column is divided as follows:

(1) Figure Number. Indicates the figure number of the illustration on which the item is shown.

(2) Item Number. The number used to identify item called out in the illustration.

b. Source, Maintenance and Recoverability (SMR) Codes.

(1) Source Code. Source codes indicate the manner of acquiring support items for maintenance, repair or overhaul of end items. Source codes are entered in the first and second positions of the Uniform SMR Code format as follows:

Code	Definition
PA	Item procured and stocked for anticipated or known usage.
PB	Item procured and stocked for insurance purposes because essentiality dictates that a minimum quantity be available in the supply system.
PC	Item procured and stocked and which otherwise would be coded PA except that it is deteriorative in nature.
PD	Support item, excluding support equipment, procured for initial issue or outfitting and stocked only for subsequent or additional initial issues or outfittings. Not subject to automatic replenishment.
PE	Support equipment procured and stocked for initial issue or outfitting to specified maintenance repair activities.
PF	Support equipment which will not be stocked but which will be centrally procured on demand.
PG	Item procured and stocked to provide for sustained support for the life of the equipment. It is applied to an item peculiar to the equipment which, because of probable discontinuance or shutdown of production facilities, would prove uneconomical to reproduce at a later time.
KD	An item of a depot overhaul/repair kit and not purchased separately. Depot kit defined as a kit that provides items required at the time of overhaul or repair.
KF	An item of a maintenance kit and not purchased separately. Maintenance kit defined as a kit that provides an item that can be replaced at organizational or intermediate levels of maintenance.
KB	Item included in both a depot overhaul/repair kit and a maintenance kit.
MO	Item to be manufactured or fabricated at the organizational level.
MF	Item to be manufactured or fabricated at the direct support maintenance level.

Code	Definition
MH	Item to be manufactured or fabricated at the general support maintenance level.
MD	Item to be manufactured or fabricated at the depot maintenance level.
AO	Item to be assembled at organizational level.
AF	Item to be assembled at the direct support maintenance level.
AH	Item to be assembled at general support maintenance level.
AD	Item to be assembled at depot maintenance level.
XA	Item is not procured or stocked because the requirements for the item will result in the replacement of the next higher assembly.
XB	Item is not procured or stocked. If not available through salvage, requisition.
XC	Installation drawing, diagram, instruction sheet, field service drawing, that is identified by manufacturer's part number.
XD	A support item that is not stocked. When required, item will be procured through normal supply channels.

NOTE

Cannibalization or salvage may be used as a source of supply for any items coded above except those coded XA and support items as restricted by AR 700-42.

(2) Maintenance Code. Maintenance codes are assigned to indicate the levels of maintenance authorized to USE and REPAIR support items. The maintenance codes are entered in the third and fourth positions of the Uniform SMR Code format as follows:

(a) The maintenance code entered in the third position will indicate the lowest maintenance level authorized to remove, replace, and use the support item. The maintenance code entered in the third position will indicate one of the following levels of maintenance:

Code	Application/Explanation
C	Crew or operator maintenance performed within organizational maintenance.
O	Support item is removed, replaced, used at the organizational level.
F	Support item is removed, replaced, used by the direct support element of integrated direct support maintenance.
H	Support item is removed, replaced, used at the direct support level.
D	Support items that are removed, replaced, used at depot, mobile depot, or specialized repair activity only.

(b) The maintenance code entered in the fourth position indicates whether the item is to be repaired and identifies the lowest maintenance level with the capability to perform complete repair (i.e., all authorized maintenance functions). This position will contain one of the following maintenance codes:

Code	Application/Explanation
O	The lowest maintenance level capable of complete repair of the support item is the organizational level.
F	The lowest maintenance level capable of complete repair of the support item is the direct support level.
H	The lowest maintenance level capable of complete repair of the support item is the general support level.
D	The lowest maintenance level capable of complete repair of the support item is the depot level.
L	Repair restricted to designated, Specialized Repair Activity.
Z	Nonreparable. No repair is authorized.
B	No repair is authorized. The item may be reconditioned by adjusting, lubricating, etc., at the user level. No parts or special tools are procured for the maintenance of this item.

(3) Recoverability Code. Recoverability codes are assigned to support items to indicate the disposition action on unserviceable items. The recoverability code is entered in the fifth position of the Uniform SMR Code format as follows:

Recoverability Code	Definition
Z	Nonreparable item. When unserviceable, condemn and dispose at the level indicated in position 3.
O	Reparable item. When uneconomically repairable, condemn and dispose at organizational level.
F	Reparable item. When uneconomically repairable, condemn and dispose at the direct support level.
H	Reparable item. When uneconomically repairable, condemn and dispose at the general support level.
D	Reparable item. When beyond lower level repair capability, return to depot. Condemnation and disposal not authorized below depot level.
L	Reparable item. Repair, condemnation, and disposal not authorized below depot/specialized repair activity level.
A	Item requires special handling or condemnation procedures because of specific reasons (i.e., precious metal content, high dollar value, critical material or hazardous material). Refer to appropriate manuals/directives for specific instructions.

c. National Stock Number. Indicates the National stock number assigned to the item and which will be used for requisitioning.

d. Part Number. Indicates the primary number used by the manufacturer (individual, company, firm, corporation, or Government activity), which controls the design and characteristics of the item by means of its engineering drawings, specifications, standards, and inspection requirements to identify an item or range of items.

NOTE

When a stock numbered item is requisitioned, the item received may have a different part number than the part being replaced.

e. Federal Supply Code for Manufacturer (FSCM). The FSCM is a 5-digit numeric code listed in SB 708-42; which is used to identify the manufacturer, distributor, or Government agency, etc.

f. Description. Indicates the Federal item name and, if required, a minimum description to identify the item. Items that are included in kits and sets are listed below the name of the kit or set with the quantity of each item in the kit or set indicated in the quantity incorporated in unit column. When the part to be used differs between serial numbers of the same model, the effective serial numbers are shown as the last line of the description. In the Special Tools List, the initial basis of issue (BOI) appears as the last line in the entry for each special tool, special TMDE, and other special support equipment. When density of equipment supported exceeds density spread indicated in the basis of issue, the total authorization is increased accordingly.

g. Unit of Measure (U/M). Indicates the standard of the basic quantity of the listed item as used in performing the actual maintenance function. This measure is expressed by a two-character alphabetical abbreviation (e.g., ea., in., pr, etc.). When the unit of measure differs from the unit of issue, the lowest unit of issue that will satisfy the required units of measure will be requisitioned.

h. Quantity Incorporated in Unit. Indicates the quantity of the item used in the breakout shown on the illustration figure, which is prepared for a functional group, subfunctional group, or an assembly. A "V" appearing in this column in lieu of a quantity indicates that no specific quantity is applicable (e.g., shims, spacers, etc.).

4. Special Information.

a. Detailed assembly instructions for items source coded to be assembled are found in TM 10-3610-202-14. Assembly components are listed immediately following the item to be assembled.

b. Repair parts kits and gasket sets are listed at the end of the repair parts listing for the last figure containing parts of the kit.

c. The following publication pertain to the press shelter and its components:
 TM 10-3610-202-14 Operator, Organizational, Direct Support and General Support Maintenance Manual

5. How to Locate Repair Parts.

a. When National Stock Number or Part Number is Unknown:

(1) **First.** Using the table of contents, determine the assembly group within which the item belongs. This is necessary since illustrations are prepared for assembly groups, and listings are divided into the same groups.

(2) **Second.** Find the illustration covering the assembly group to which the repair part belongs.

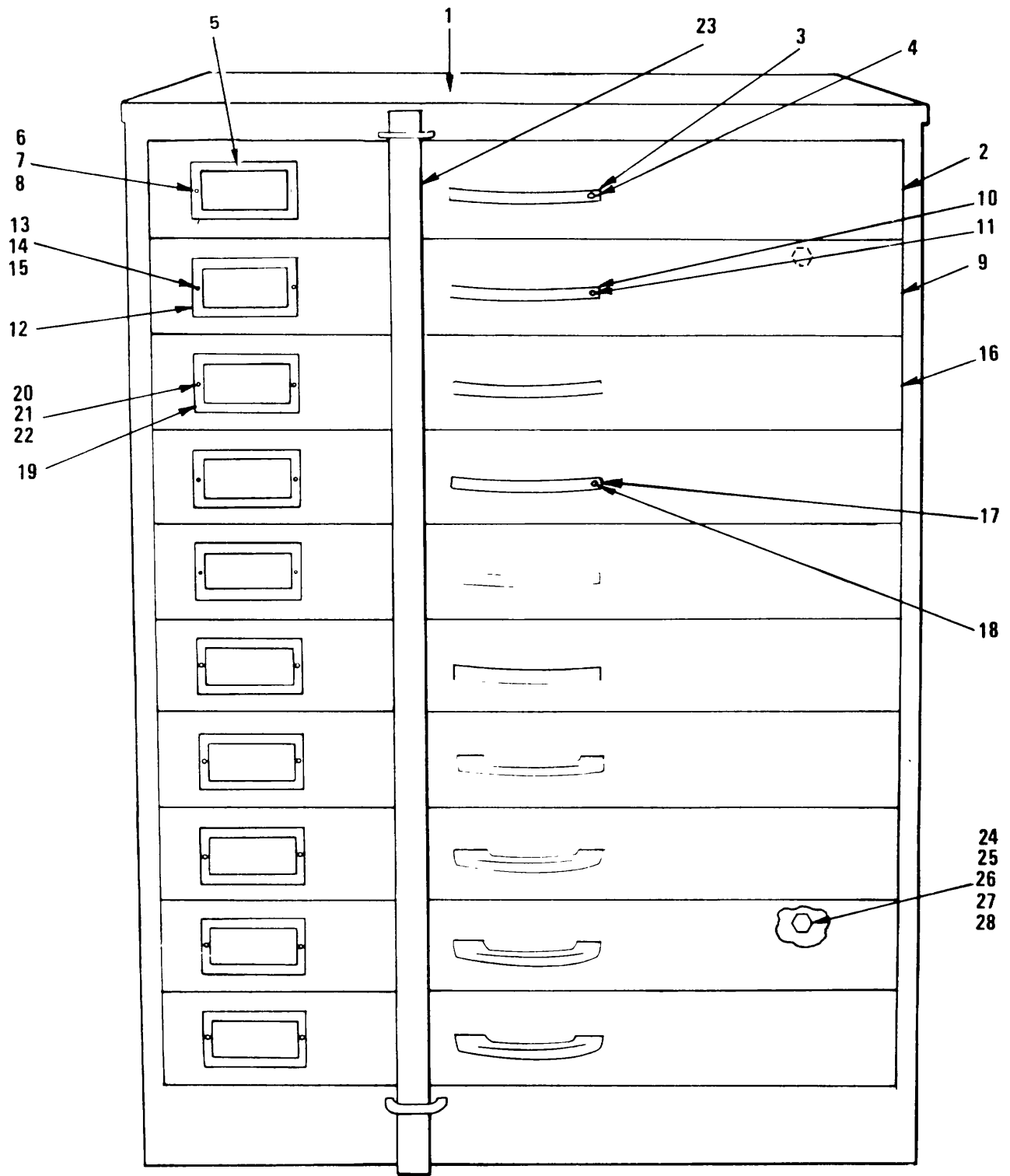
(3) **Third.** Identify the repair part on the illustration and note the illustration figure number and item number of the repair part.

(4) **Fourth.** Using the repair parts listing, find the assembly group to which the repair part belongs and locate the illustration figure and item number noted on the illustration.

b. When National Stock Number or Part Number is Known.

(1) **First.** Using the Index of National Stock Numbers and Part Numbers, find the pertinent national stock number or part number. This index is in NIIN sequence followed by a list of part numbers in alphameric sequence, cross-referenced to the illustration figure number and item number.

(2) **Second.** After finding the figure and item number, locate the figure and item number in the repair parts list.

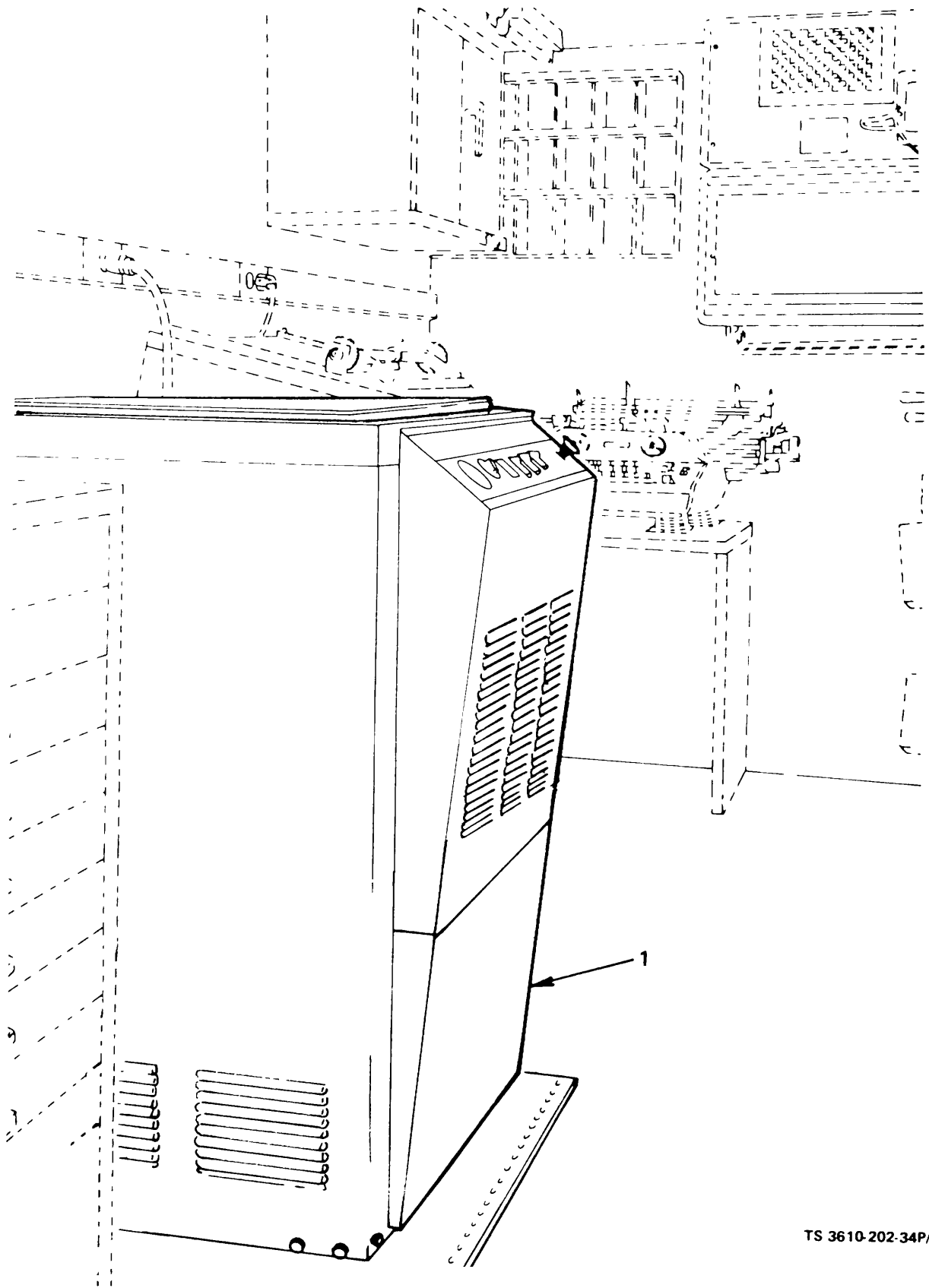


TS 3610-202-34P/1

Figure 1. Artist Historic File Assembly

SECTION II

(1) ILLUSTRATION		(2)	(3)	(4)	(5)	(6) DESCRIPTION	(7)	(8) QTY
(a) FIG. NO.	(b) ITEM NO.	SMR CODE	FEDERAL STOCK NUMBER	PART NUMBER	FSCM	USABLE ON CODE	U.M.	INC IN UNIT
GROUP 01 FILE CABINET ASSEMBLY								
1	1	XBOZZ		6-1-5857	81337	FILE ASSEMBLY ARTIST HISTORICAL	EA	1
1	2	XBOZZ		6-1-5857-9	81337	•DRAWER.....	EA	1
1	3	XBOZZ		61-394	42689	••HANDLE,BOW.....	EA	1
1	4	XBOZZ		61-289-3	42689	••SCREW,SHOULDER NO 8-32 UNC-2A	EA	2
1	5	XBOZZ		61-3255	42689	••HOLDER,LABEL.....	EA	1
1	6	XBOZZ		FFS92TYPE1 STYLE4 S	81348	••SCREW,MACHINE OVAL HO,NO 3-48 UNC-2A X 3/8 IN LG., LABEL HOLDER	EA	2
1	7	PAOZZ	5310-00-194-9206	MS35336-3	96906	••WASHER,LOCK EXTERNAL TOOT,NO.3.....	EA	2
1	8	PAOZZ	5310-00-487-5408	JH4-26	86887	••NUT,HEX NO.3-48 UNC2B	EA	2
1	9	XBOZZ		6-1-5857-10	81337	•DRAWER.....	EA	1
1	10	XBOZZ		6-394	42689	••HANDLE.BOW.....	EA	1
1	11	XBOZZ		61-289-3	42689	••SCREW,SHOULDER NO 8-32 UNC-2A	EA	2
1	12	XBOZZ		61-3255	42689	HOLDER,LABEL	EA	1
11	13	XBOZZ		FFS92TYPE1 STYLE4 S 5	81348	••SCREW,MACHINE OVAL HDO,NO 3-48 UNC-2A X 3/e IN LG. LABEL HOLDER	EA	2
1	14	PAOZZ	5310-00-194-9206	NS35336-3	96906	••WASHER,LOCK EXTERNAL TOOTH,NO.3.....	EA	2
1	15	PAOZZ	5310-00-487-5408	JH4-26	86887	••NUT,HEX NO.3-48 UNC2B	EA	2
1	16	XBOZZ		6-1-5857-11	81337	•DRAWER.....	EA	8
1	17	XBOZZ		61-394	42689	••HANDLE,BOW.....	EA	8
1	18	XBOZZ		61-289-3	42689	••SCREW,SHOULDER NO 8-32 UNC-2A	EA	2
1	19	XBOZZ		61-3255	42689	••HOLDER,LABEL.....	EA	1
1	20	XBOZZ		FFS921YPE1 STYLE4 S	81348	••SCREW,MACHINE OVAL HO,NO 3-48 UNC-2A X 3/8 IN LG., LABEL HOLDER	EA	2
1	21	PAOZZ	5310-00-194-9206	N535336-3	96906	••WASHER,LOCK EXTERNAL TOOTH,NO.3.....	EA	2
1	22	PAOZZ	5310-00-487-5408	JH4-26	86887	••NUT,HEX NO.3-48 UNC2B	EA	2
1	23	XBOZZ		6-1-5857-7	81337	•BAR,LOCKING 1/4 X 1 WIDE X 36 LG.....	EA	1
1	24	XBOZZ		6-1-5884-4	81337	•PLATE,WASHER EXTERIOR.....	EA	2
1	25	PAOZZ	5305-00-071-2234	N590725-17	96906	•SCREW,CAP HEX HD, 1/4-20 UNC-2A X 2 3/4 IN LG	EA	2
1	26	PAOZZ	5310-00-582-596	MN535338-44	96906	•WASHER,LOCK SPRING, 1/4,FIRST AID KIT	EA	2
1	27	PAOZZ	5310-00-997-1888	MS35649-2252	96906	•NUT,PLAIN HEX, 1/4-20 UNC-2B.....	EA	2
1	28	PAOZZ	5310-00-809-4056	F527183-10	96906	•WASHER,FLAT 1/4.....	EA	2

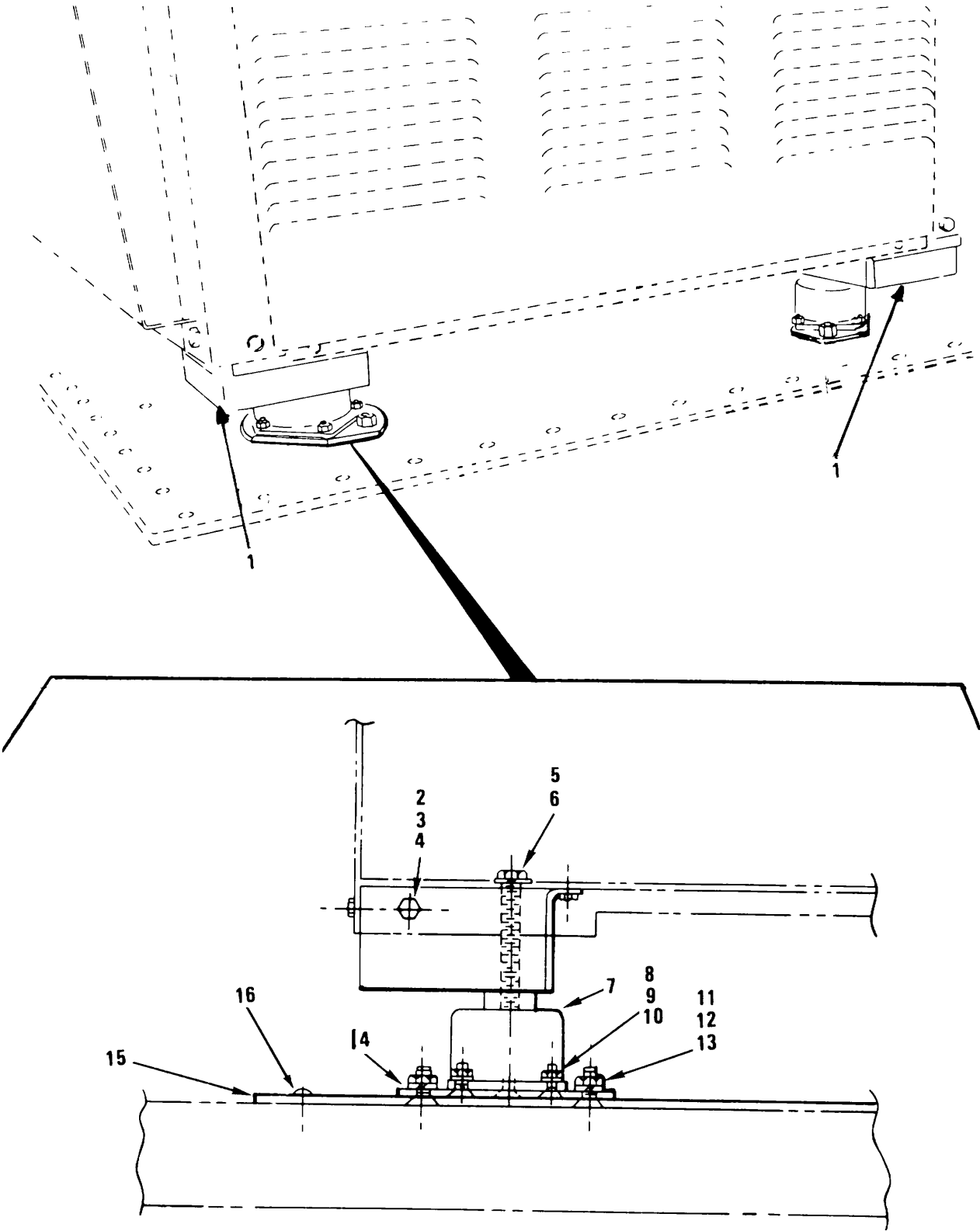


TS 3610-202-34P/2

Figure 2. Flip-Top Platemaker

SECTION II

(1) ILLUSTRATION		(2)	(3)	(4)	(5)	(6)	(7)	(8)
(a) FIG. NO.	(b) ITEM NO.	SMR CODE	FEDERAL STOCK NUMBER	PART NUMBER	FSCM	DESCRIPTION <i>USABLE ON CODE</i>	U.M.	QTY INC IN UNIT
2	1	XBHZZ		6-1-5866-1	81337	GROUP 02 PLATEMAKER PLATEMAKER,MODIFIED.....	EA	1

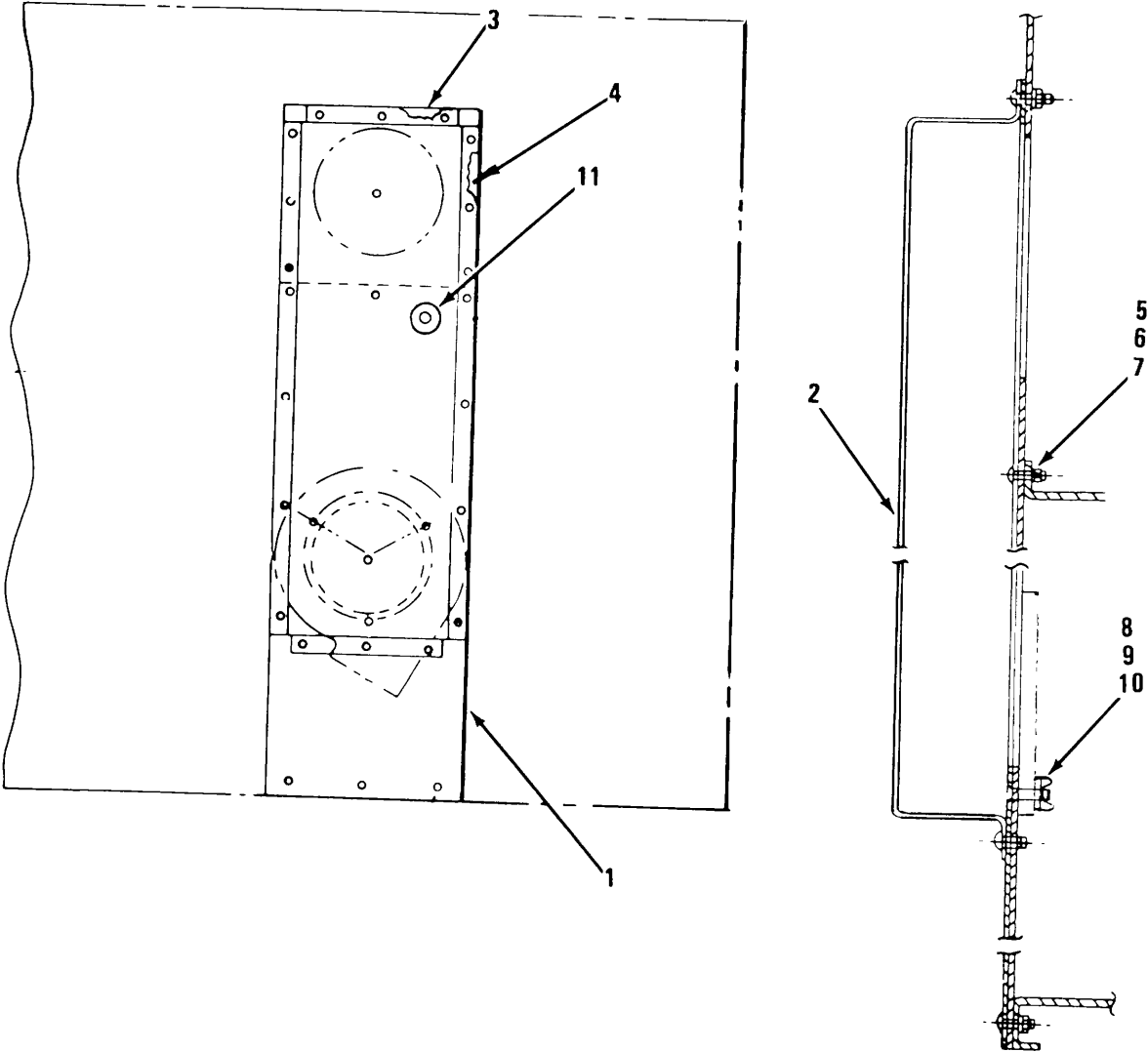


TS 3610-202-34P/3

Figure 3. Platemaker Leg Supports

SECTION II

(1) ILLUSTRATION		(2)	(3)	(4)	(5)	(6) DESCRIPTION	(7)	(8) QTY INC IN UNIT
(a) FIG. NO.	(b) ITEM NO.	SMR CODE	FEDERAL STOCK NUMBER	PART NUMBER	FSCM	USABLE ON CODE	U.M.	
3	1	XBHZZ		6-1-5866-6	81337	LEG,SUPPORT.....	EA	2
3	1	XBHZZ		6-1-5866-7	81337	LEG,SUPPORT.....	EA	2
3	2	PAHZZ	5305-00-068-0501	MS90725-5	96906	SCREW,CAP HEX HD, 1/4-20 UNC-2A X 5/8 IN LG	EA	28
3	3	PAHZZ	5310-00-582-5965	MS35338-44	96906	WASHER,LOCK SPRING, 1/4.....	EA	28
3	4	PAHZZ	5310-00-997-1888	MS35549-2252	96906	NUT,PLAIN HEX HD, 1/4-20 UNC-2B	EA	28
3	5	PAHZZ	5305-00-269-3220	MS90725-70	96906	SCREW,CAP HEX HD,3/8-16 UNC-2A X 3 IN LG	EA	4
3	6	PAHZZ	5310-00-582-5965	MS35338-46	96906	WASHER,LCCK SPRING,3/8	EA	4
3	7	PAHZZ	5340-00-708-2930	HT2-50	76005	SHOCKMOUNT PLATEMAKER	EA	4
3	8	PAHZZ	5305-00-954-3487	MS35190-271	96906	SCREW,MACHINE FLAT CSK HDO,NO 10-24 UNC-2A XEA 1/2 IN LG	EA	16
3	9	PAHZZ	5310-00-045-3296	MS35338-43	96906	WASHER,LOCK SPRING,NO 10	EA	16
3	10	PAHZZ	5310-00-934-9758	MS35649-202	96906	NUT,PLAIN HEX HD,NO 10-24 UNC-28	EA	16
3	11	PAHZZ	5305-00-958-5252	MS3510-304	96906	SCREW,MACHINE FL,CSKH,5/16-18 UNC-2A X 3/4 IN LG.....EA	EA	8
3	12	PAHZZ	5310-00-407-9566	MS535338-45	96906	WASHER,LOCK SPRING,5/16.....	EA	8
3	13	PAHZZ	5310-00-829-9981	MS35649-2312	96906	NUT,PLAIN HEX HD,5/16-18 UNC-2B	EA	8
3	14	XBHZZ		6-1-5866-8	81337	PLATE,SHOCK MOUNT	EA	4
3	15	XBHZZ		6-1-5866-9	81337	PLATE,FLOOR MOUNTING,PLATEMAKER.....	EA	1
3	16	XBHZZ		AD665	07707	RIVET,BLIND 3/16 DIA.....	EA	62



TS 3610-202-34P/4

Figure 4. Platemaker Back Cover

SECTION II

(1) ILLUSTRATION		(2)	(3)	(4)	(5)	(6) DESCRIPTION	(7)	(8) QTY INC IN UNIT
(a) FIG. NO.	(b) ITEM NO.	SMR CODE	FEDERAL STOCK NUMBER	PART NUMBER	FSCM	USABLE ON CODE	U.M.	
4	1	XBHZZ		6-1-5866-2	81337	PLATE,MOUNTING PLATEMAKER	EA	1
4	2	XBHZZ		6-1-5866-3	81337	COVER,DUCT	EA	1
4	3	XBHZZ		6-1-5866-5	81337	SPACER,LONG	EA	1
4	4	XBHZZ		6-1-5866-4	81337	SPACER,SHRT	EA	2
4	5	PAHZZ	5305-00-984-6210	MS35206-263	96906	SCREW,MACHINE PN HD,NO 10-24 UNC-2A X 1/2 IN LG	EA	9
4	6	PAHZZ	5310-00-045-3296	MS35338-43	96906	WASHER,LOCK SPRING, NO 10	EA	9
4	7	PAHZZ	5310-00-934-9758	MS35649-202	96906	NUT,PLAIN HEX HD,NO 10-24 UNC-28	EA	9
4	8	PAHZZ	5305-00-958-5246	MS35190-289	96906	SCREW,MACHINE FLT CSK HD, 1/4-20 UNC-2A X 3/4 IN.....	EA	3
4	9	PAHZZ	5310-00-582-5965	MS35338-44	96906	WASHER,LOCK SPRING, 1/4.....	EA	3
4	10	PAHZZ	5310-00-997-1888	MS35649-2252	96906	NUT,PLAIN HEX HD, 1/4-20 UNC-2B	EA	3
4	11	XBHZZ		7481	74545	CONNECTOR.....	EA	1

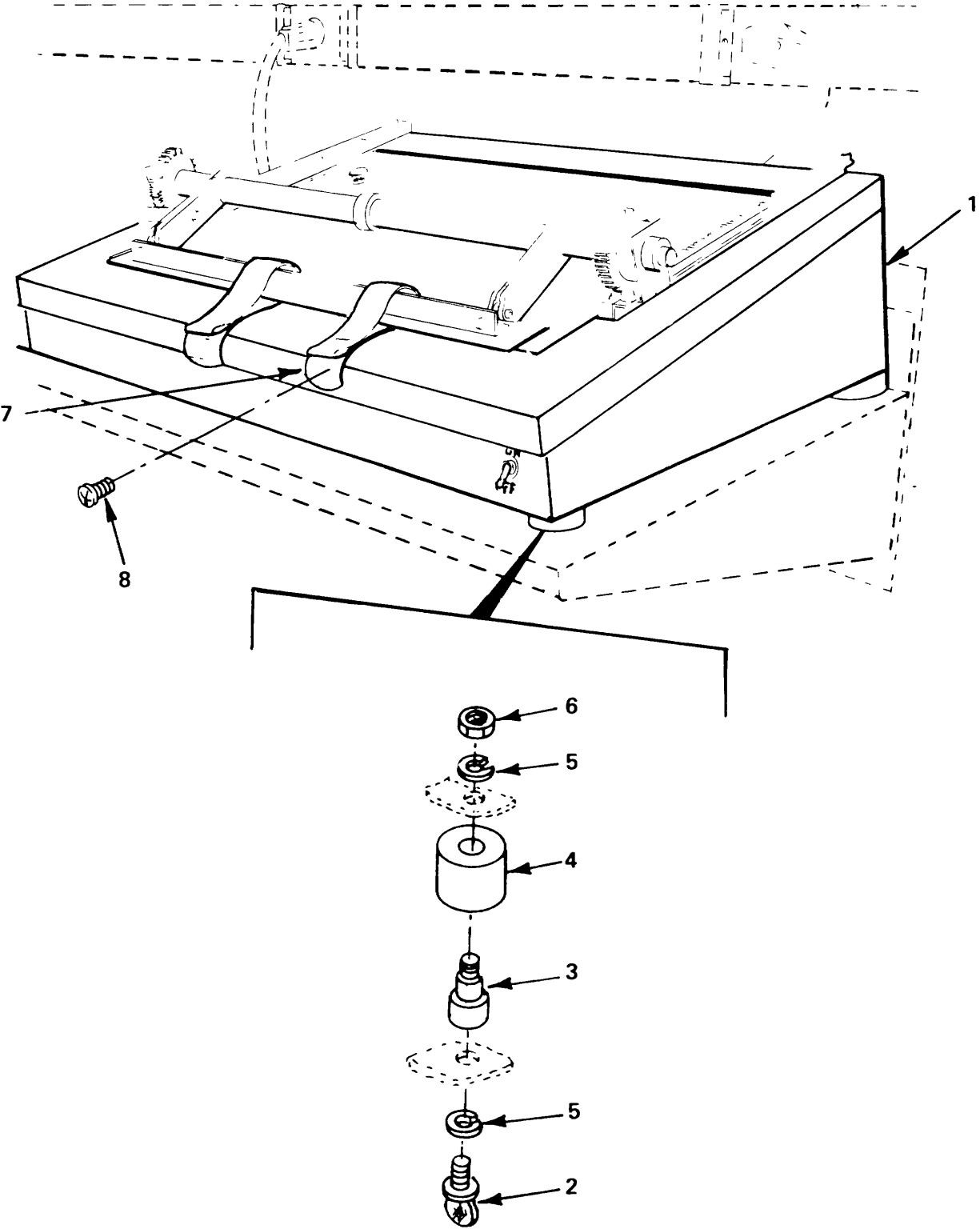
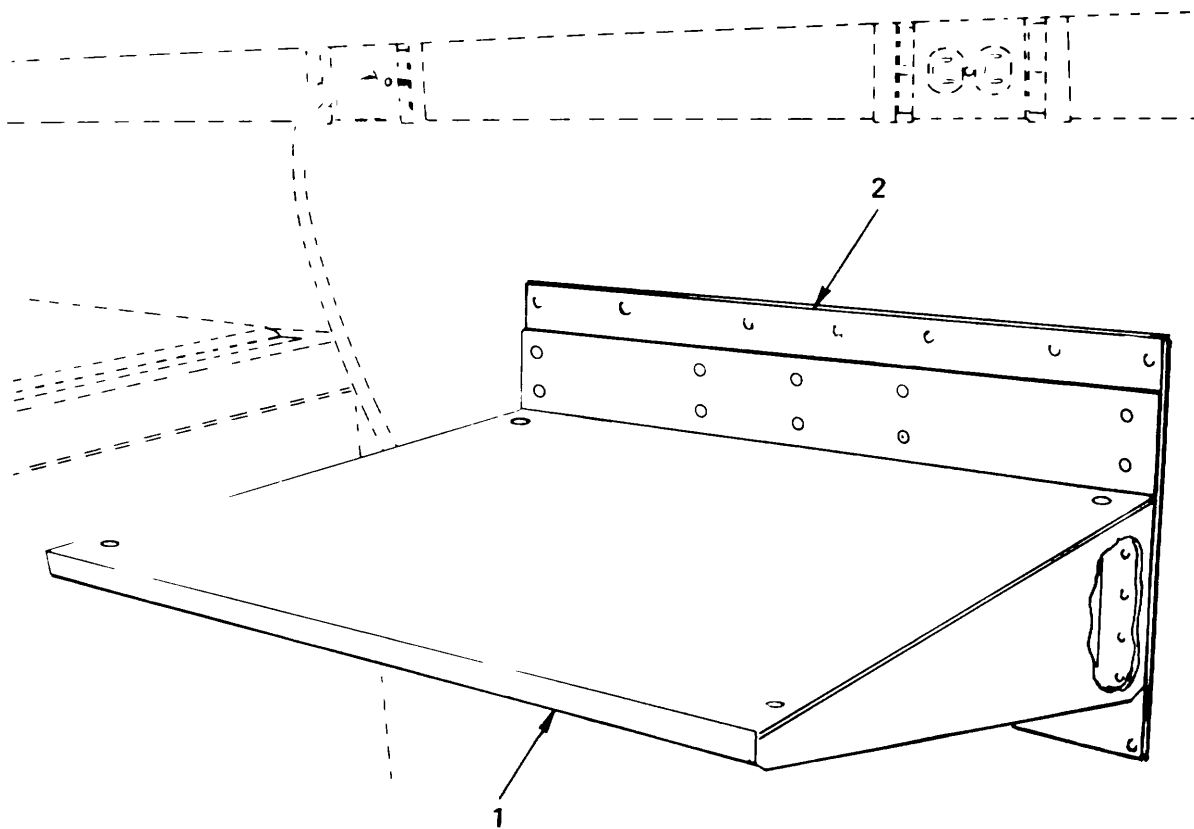


Figure 5. Light Table

TS 3610-202-34P/5

SECTION II

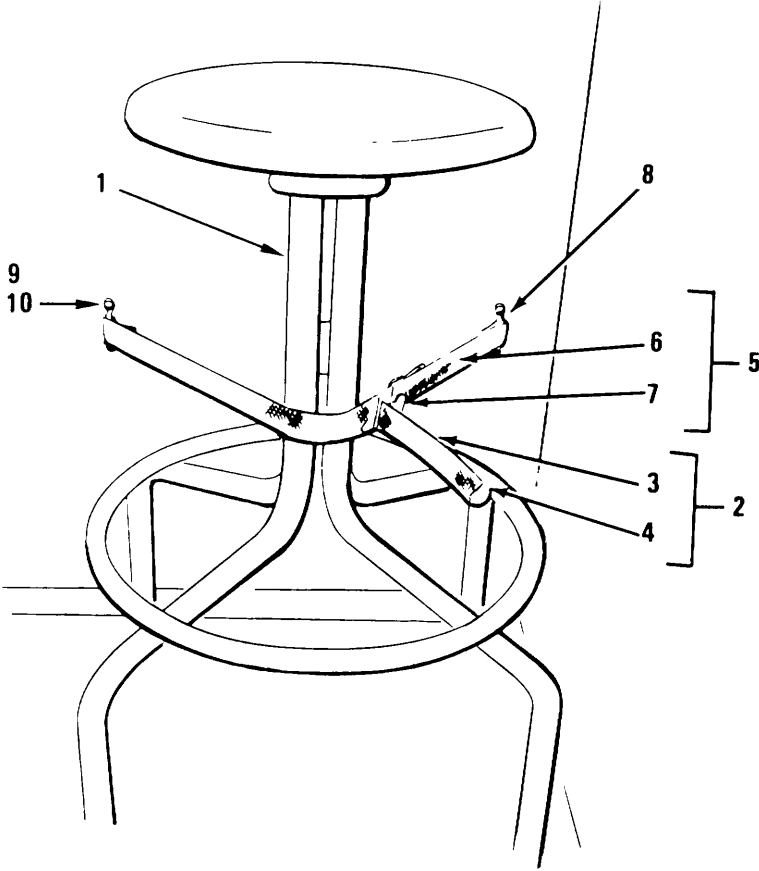
(1) ILLUSTRATION		(2)	(3)	(4)	(5)	(6) DESCRIPTION	(7)	(8) QTY
(a) FIG. NO.	(b) ITEM NO.	SMR CODE	FEDERAL STOCK NUMBER	PART NUMBER	FSCM	USABLE ON CODE	U.M.	INC IN UNIT
5	1	XB3ZZ		6-1-5862-1	81337	GROUP 03 LIGHT TABLE ASSEMBLY		
5	2	PADZZ	5305-00-837-9739	MS21316-13	96906	TABLE, LIGHT	EA	1
5	3	XBOZZ		6-1-5862-2	81337	•THUMBSCREW NO 8-32 UNC-2A X 1/2 IN LG	EA	4
5	4	XBOZZ	5340-01-021-4103	21	70485	•INSERT.....	EA	4
5	5	PAOZZ	5310-00-045-3299	MS3533P-42	96906	•BUMPER.....	EA	4
5	6	PADZZ	5310-00-934-9757	MS535649-282	969061	•WASHER, LOCK SPRING, NO 8.....	EA	4
5	7	XBOZZ		6-1-5879	81337	•NUT, PLAIN HEX HD, NO. 8-32 UNC-28.....	EA	4
5	8	PAOZZ	5305-00-432-4170 MS	S51861-35	96906	•STRAP ASSEMBLY.....	EA	2
						•SCREW, TAPPING THD FORMING, NO 8 X 1/2 IN LG	EA	2



TS 3610-202-34P/6

Figure 6. Shelf, Light Table

(1) ILLUSTRATION		(2)	(3)	(4)	(5)	(6)	(7)	(8)
(a) FIG. NO.	(b) ITEM NO.	SMR CODE	FEDERAL STOCK NUMBER	PART NUMBER	FSCM	DESCRIPTION <i>USABLE ON CODE</i>	U.M.	QTY INC IN UNIT
6	1	XBOZZ		6-1-563	81337	SHELF,LIGHT TABLE.....	EA	1
6	2	XBOZZ		6-1-5882	81337	BACKING PLATE,LIGHT LIGHT TABLE.....	EA	1

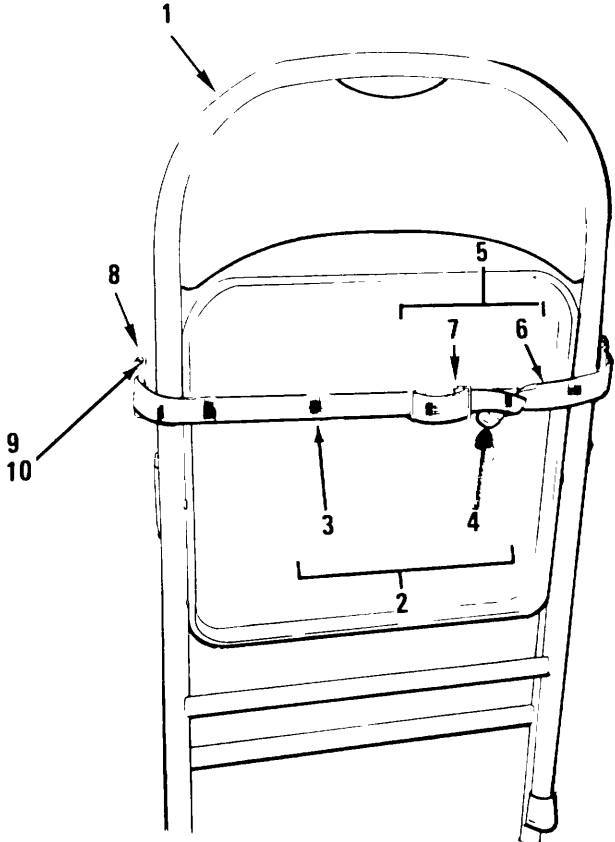


TS 3610-202-34P/7

Figure 7. Stool Holddown Assembly

SECTION II

(1) ILLUSTRATION		(2)	(3)	(4)	(5)	(6)	(7)	(8)
(a) FIG. NO.	(b) ITEM NO.	SMR CODE	FEDERAL STOCK NUMBER	PART NUMBER	FSCM	DESCRIPTION USABLE ON CODE	U.M.	QTY INC IN UNIT
GROUP 04 STOOL HOLODOWN ASSEMBLY								
7	1	XBOZZ	7110-00-634-8596	AAS700TYPE2 SIZE1	81348	STOOL, REVOLVING GENERAL PURPOSE	EA	1
7	2	MFFZZ		6-1-5877-3	81337	STRAP.ASSEMBLY, LONG STOOL	EA	1
7	3	PAFZZ	8305-00-263-2477	MILW530	81349	•WEBBING,TEXTILE 1 INCH WIDE,CHAPE ASSEMBLY,.....YD STOOL, 41 INCHES REQUIRED.....	1	
7	4	PAFZZ	5340-00-078-7029	M551926-3	96906	•CLIP,END,STRAP STOOL.....	EA	1
7	5	MFFZZ		6-1-5877-1	81337	CHAPE ASSEMBLY STOOL.....	EA	1
7	6	PAFZZ		MILW530	81349	•WEBBING,TEXTILE 1 INCH WIOE,CHAPE ASSEMBLY,.....YD STOOL, 16 INCHES REQUIRED.....	1	
7	7	PAFZZ		3105	76785	•BUCKLE CHAPE ASSEMBLY,STOOL.....	EA	1
7	8	PAFZZ		662R1	76786	LOOP,FOOTMAN CHAPE ASSEMBLY,STOOL	EA	2
7	9	PAFZZ	5305-00-984-7363	MS35191-272	96906	SCREW,MACHINE CTRSK SCKET HEX HEAD NO 10-32.....EA UNF 2A X ½ LONG CAD PLATEDO, FOR FOOTMAN LOOP	4	
7	10	XBFZZ	5310-00-948-0755 S	0880	03481	NUT, BLIND NO 10-32 UNF-3B FOR FOOTMAN LOOP	EA	4
						CHAIR, FOLDING		

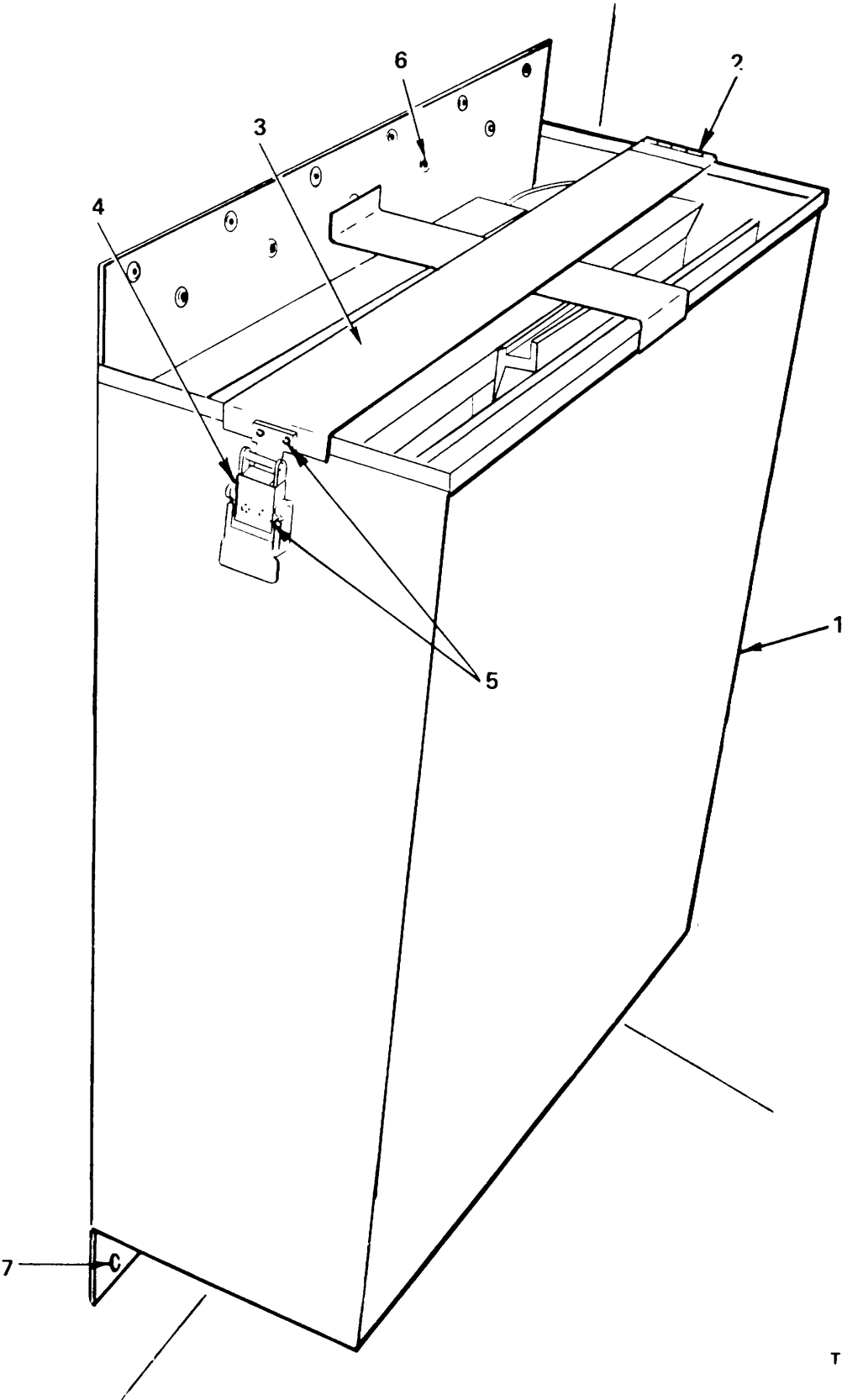


TS 3610-202-34P/8

Figure 8. Folding Chair Holddown Assembly

SECTION II

(1) ILLUSTRATION		(2)	(3)	(4)	(5)	(6) DESCRIPTION	(7)	(8) QTY INC IN UNIT
(a) FIG. NO.	(b) ITEM NO.	SMR CODE	FEDERAL STOCK NUMBER	PART NUMBER	FSCM	USABLE ON CODE	U.M.	
						GROUP 05 FOLDING CHAIR HOLDDOWN ASSEMBLY		
8	1	XBFZZ		6-1-5850-1	81337	CHAIR,FOLDING	EA	1
8	2	MFFZZ		6-1-5877-2	81337	STRAP ASSEMBLY CHAIR	EA	1
8	3	PAFZZ	305-00-263-2477	MILW530	81349	•WEBBING,TEXTILE 1 INCH WIDE,CHAPE ASSEMBLY, YD CHAIR, 26 INCHES REQUIRED	EA	1
8	4	PAFZZ	5340-00-078-7029	MS51926-3	96906	•CLIP,END,STRAP CHAIR	EA	1
8	5	MFFZZ		6-1-5877-1	81337	CHAPE ASSEMBLY CHAIR	EA	1
8	6	PAFZZ	8305-00-263-2477	MILW530	81349	•WEBBING,TEXTILE 1 INCH WIDE,CHAPE ASSEMBLY, YD 16 INCHES REQUIRED	EA	1
8	7	PAFZZ		3105	76785	•BUCKLE CHAPE ASSEMBLY,CHAIR	EA	1
8	8	PAFZZ		662R1	76866	LOOP,FOOTMAN CHAPE ASSEMBLY,CHAIR	EA	2
8	9	PAFZZ	5305-00-984-7363	MS35191-272	96906	SCREW,MACHINE COUNTERSUNK SOCKET HEX	EA	4
						HEAD NO 10-32 UNG-2A X 1/2 LONG CADPLATED FOR FOOTMAN LOOP		
8	10	XBFZZ	5310-00-948-0755	S10B80	03481	NUT,BLIND NO 10-32 UNF-3BFOR FOOTMAN LOOP.	EA	4

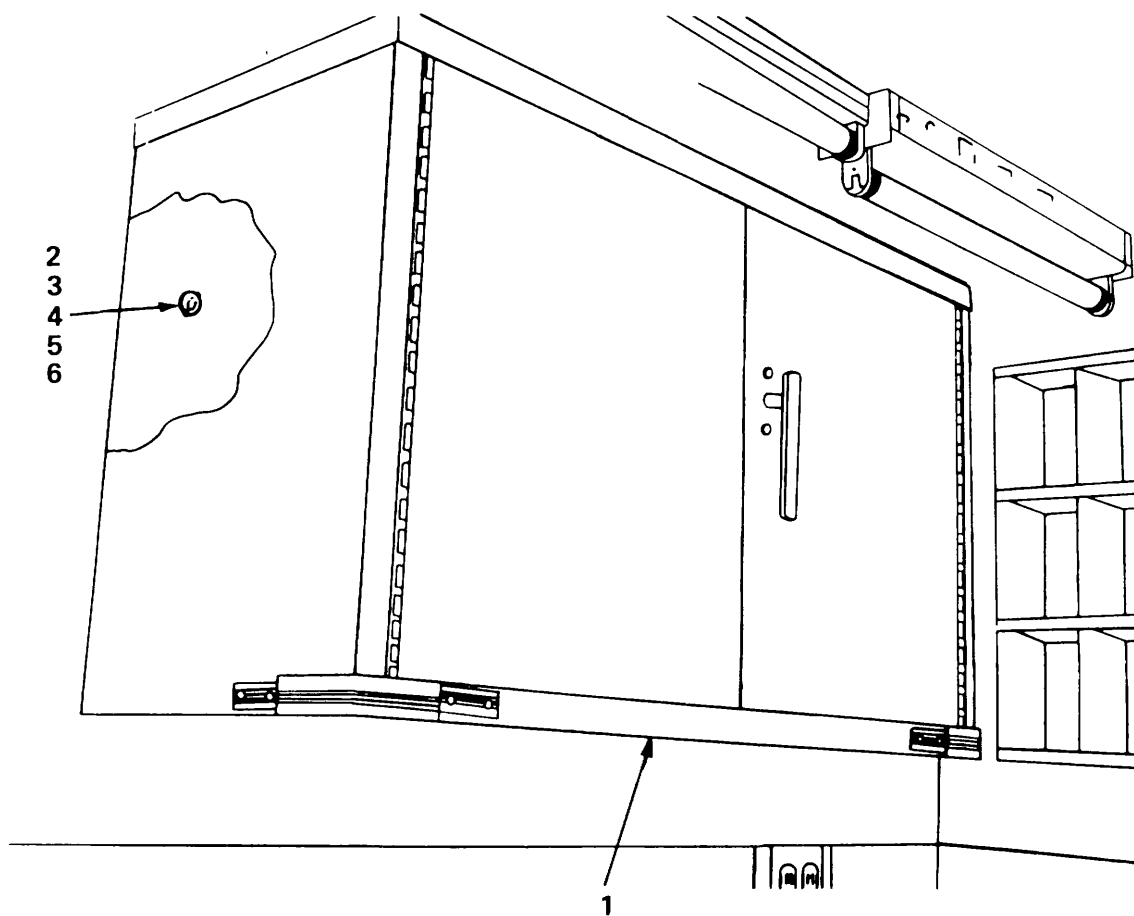


TS 3610-202-34P/9

Figure 9. Storage Compartment

SECTION II

(1) ILLUSTRATION		(2)	(3)	(4)	(5)	(6)	(7)	(8)
(a) FIG. NO.	(b) ITEM NO.	SMR CODE	FEDERAL STOCK NUMBER	PART NUMBER	FSCM	DESCRIPTION <i>USABLE ON CODE</i>	U.M.	QTY INC IN UNIT
9	1	XBOZZ		6-1-5867	81337	GROUP 06 STORAGE COMPARTMENT		
9	2	XBOZZ		M535823-20	96906	COMPARTMENT STORAGE	EA	1
9	3	XBOZZ		6-1-5867-6	81337	•HINGE.....	EA	1
9	4	XBOZZ		15797N	14608	•HOLDER, TOP	EA	1
9	5	XBOZZ		SSD43SSBS	07707	•CATCH, PULL	EA	1
9	6	XBOZZ		AD62S	07707	•RIVET, BLIND 1/8 IN DIAMETER	EA	4
9	7	XBOZZ		AD62S5	07707	RIVET, BLIND 3/16 DIA.....	EA	11
						RIVET, BLIND 3/16 DIA.....	EA	6

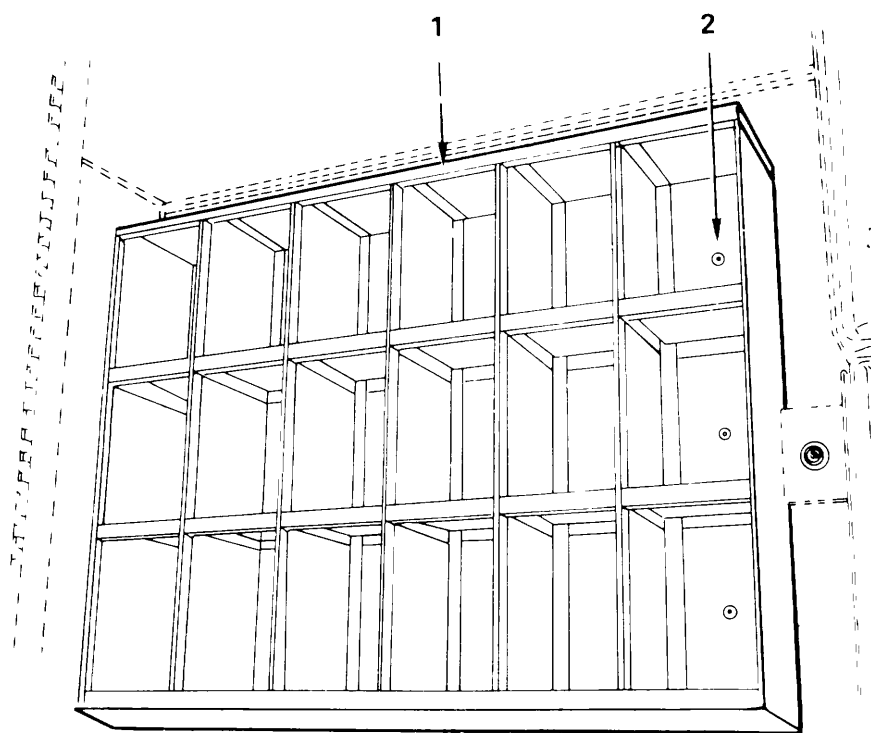


TS 3610-202-34P/10

Figure 10. Wall Cabinet, Type I

SECTION II

(1) ILLUSTRATION		(2)	(3)	(4)	(5)	(6) DESCRIPTION	(7)	(8) QTY INC IN UNIT
(a) FIG. NO.	(b) ITEM NO.	SMR CODE	FEDERAL STOCK NUMBER	PART NUMBER	FSCM	USABLE ON CODE	U.M.	
						GROUP 07 WALL CABINET,TYPE 1		
10	1	XBOZZ		MILC40060	81348	CABINET,WALL TYPE I,STEEL.....	EA	1
10	2	XBOZZ		6-1-5884-4	81337	PLATE,WASHER EXTERIOR	EA	4
10	3	PAOZZ	5305-00-071-2234	M59C725-17	96906	SCREW,CAP HEX HD, 1/4-20 UNC-2A X 2 3/4 IN LG	EA	4
10	4	PAOZZ	5310-00-582-5965	M535338-44	96906	WASHER,LOCK SPRING, 1/4 DIA.....	EA	4
10	5	PAOZZ	5310-00-997-1888	M535649-2252	96906	NUT,PLAIN HEX, 1/4-20 UNC-2B.....	EA	4
10	6	PAOZZ	5310-00-809-4058	M527183-10	96906	WASHER,FLAT 1/4 DIA.....	EA	4

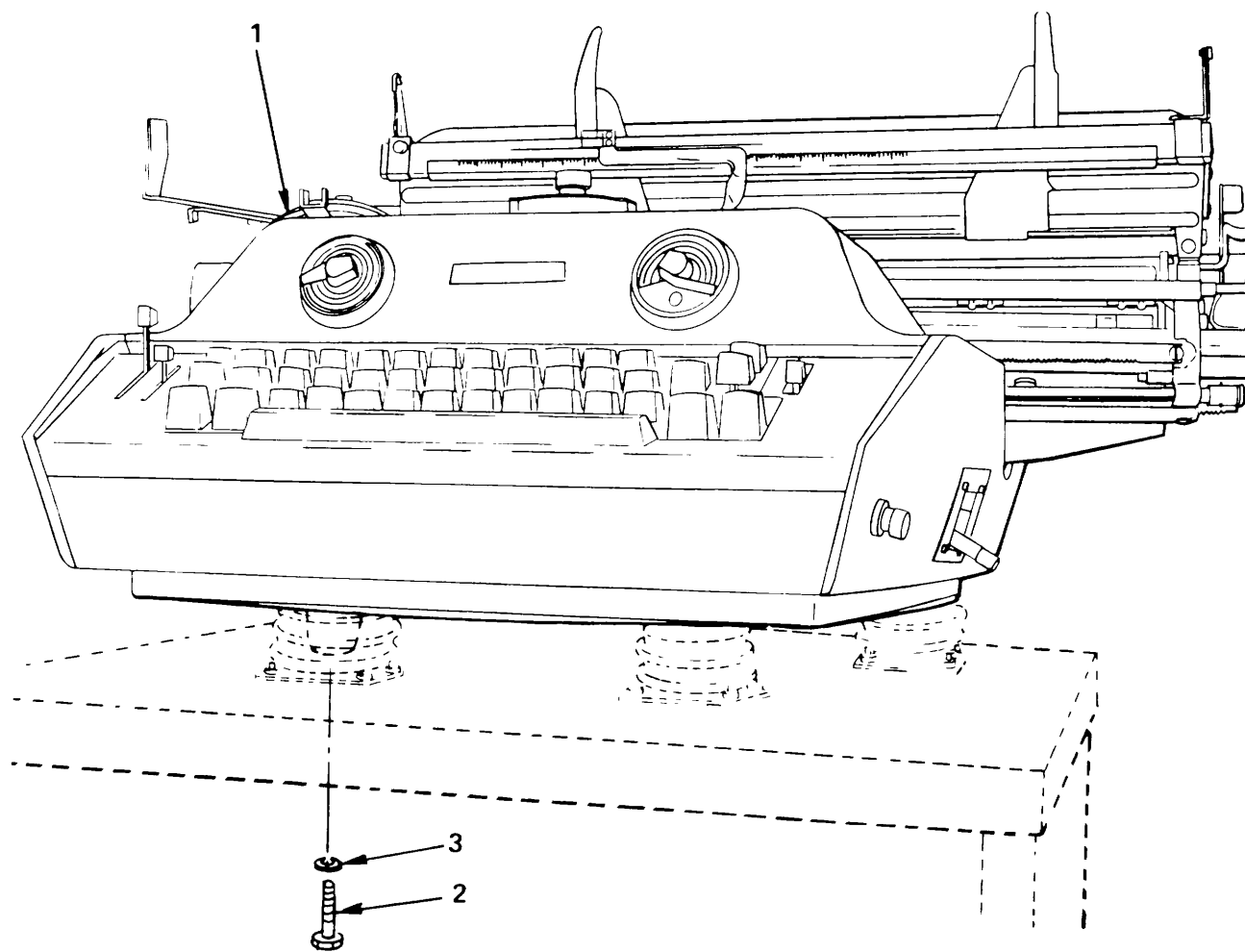


TS 3610-202-34P/11

Figure 11. Storage Shelf

SECTION II

(1) ILLUSTRATION		(2)	(3)	(4)	(5)	(6)	(7)	(8)
(a) FIG. NO.	(b) ITEM NO.	SMR CODE	FEDERAL STOCK NUMBER	PART NUMBER	FSCM	DESCRIPTION <i>USABLE ON CODE</i>	U.M.	QTY INC IN UNIT
11	1	XBOZZ		6-1-5858	81337	GROUP 08 STORAGE SHELF	EA	1
11	2	XBOZZ	5320-00-631-5325	38-104-05-13	94222	STORAGE SHELF RIVET,DRIVE UNIVERSAL HEAD, 1/8 DIA.X 1/4 LG.....	EA	4

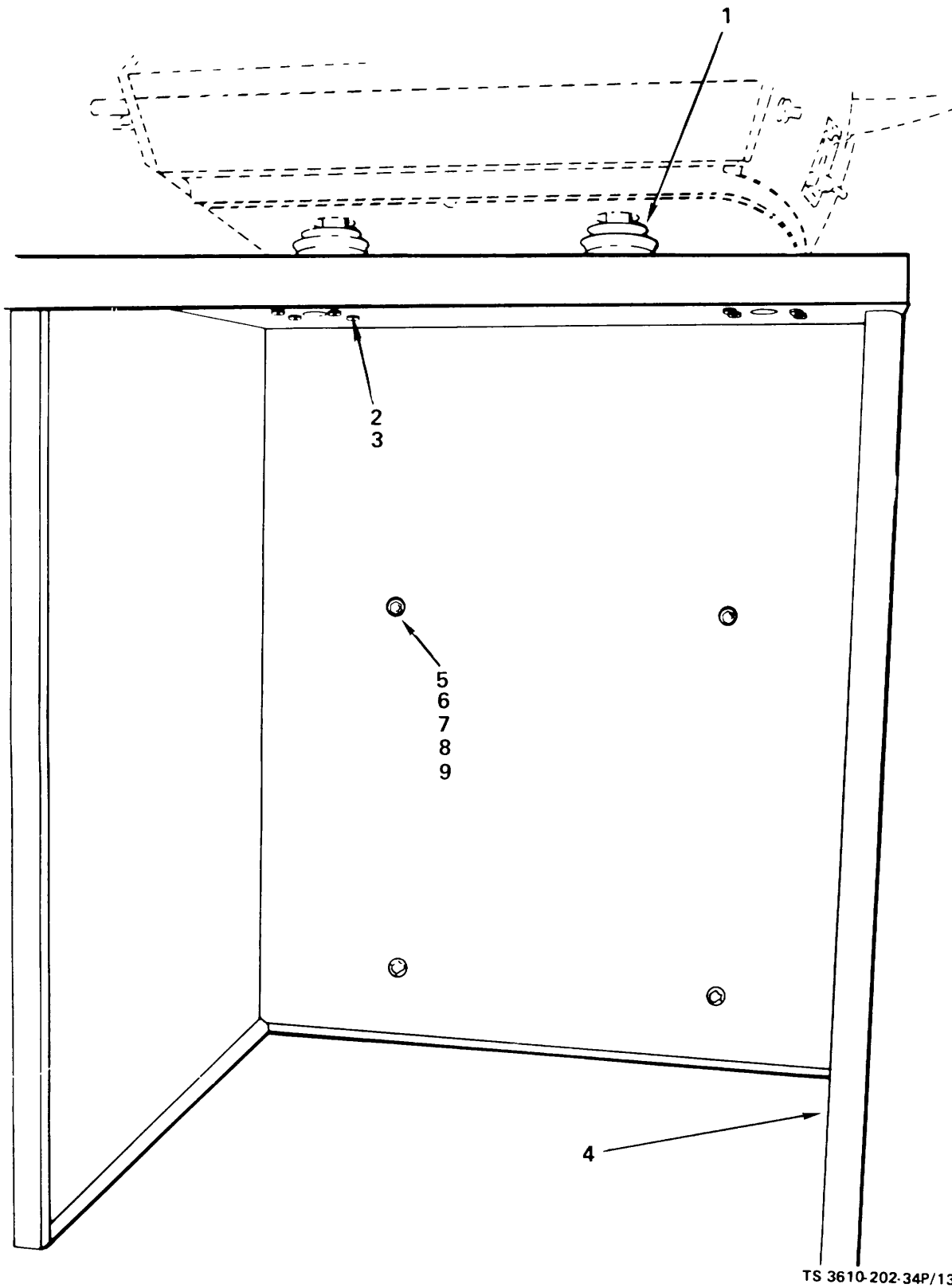


TS 3610-202-34P/12

Figure 12. Composing Machine, Type

SECTION II

(1) ILLUSTRATION		(2)	(3)	(4)	(5)	(6)	(7)	(8)
(a) FIG. NO.	(b) ITEM NO.	SMR CODE	FEDERAL STOCK NUMBER	PART NUMBER	FSCM	DESCRIPTION <i>USABLE ON CODE</i>	U.M.	QTY INC IN UNIT
12	1	XBOZZ		6-1-5860	81337	GROUP 09 COMPOSING MACHINE		
12	2	PAOZZ	5305-00-993-2457	M535207-284	96906	COMPOSING MACHINE.....	EA	1
12	3	PAOZZ	5310-00-582-5965	MS35338-44	96906	SCREW,MACHINE PN HD, 1/4-28 UNF-2A X 1 1/4 IN LG.....EA	4	
						WASHER,LOCK SPRING, 1/4.....	EA	4

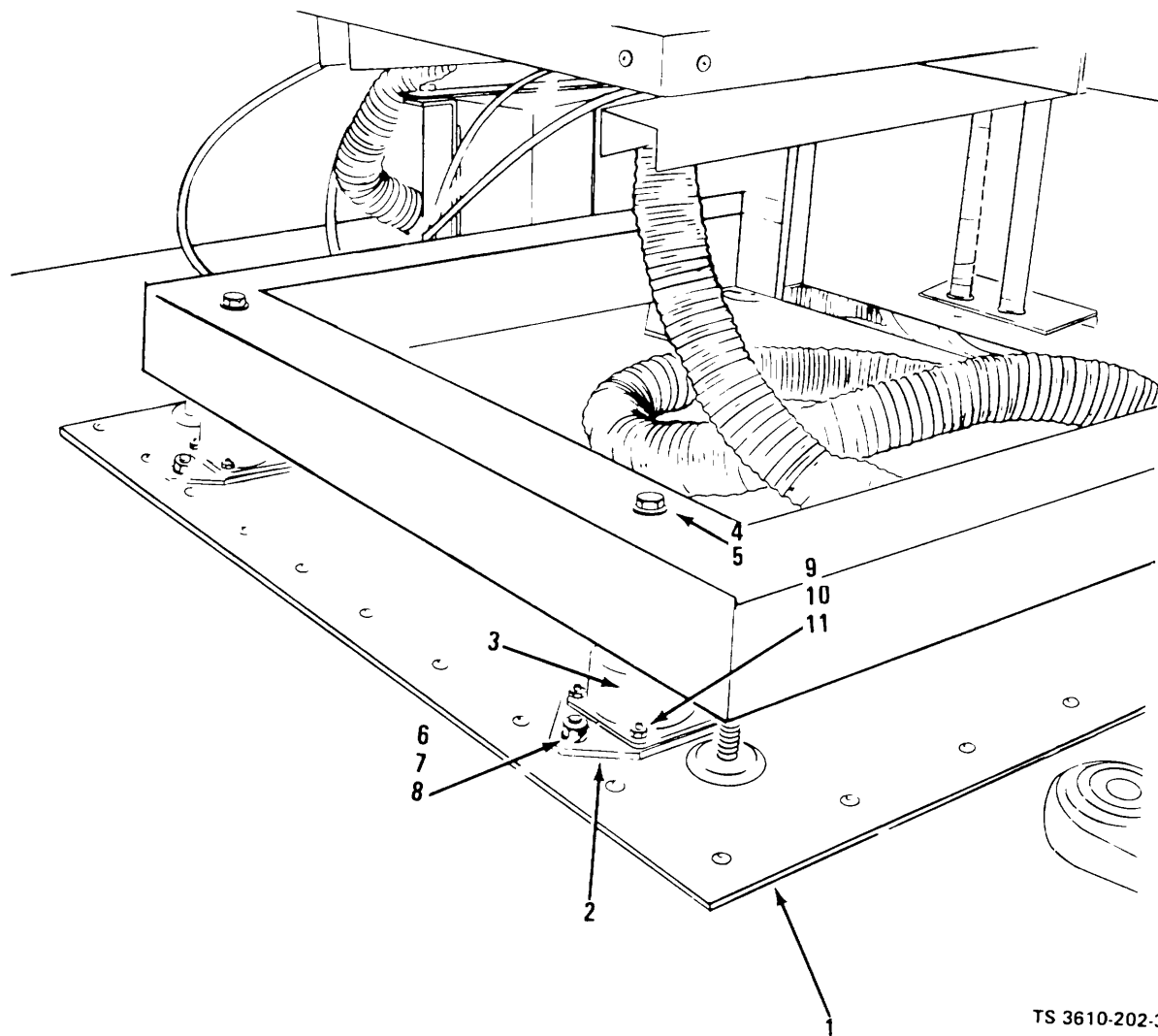


TS 3610-202-34P/13

Figure 13. Stand, Composing Machine

SECTION II

(1) ILLUSTRATION		(2)	(3)	(4)	(5)	(6) DESCRIPTION	(7)	(8) QTY
(a) FIG. NO.	(b) ITEM NO.	SMR CODE	FEDERAL STOCK NUMBER	PART NUMBER	FSCM	USABLE ON CODE	U.M.	INC IN UNIT
13	1	PADZZ		MILS12100	81349	SHOCK MOUNT ASSY	EA	4
13	2	PAOZZ	5305-00-984-6193	MS35206-245	96906	SCREW,MACHINE PAN HD,NO 8-32 UNC-2A X 1/2 IN LG EA..16		
13	3	PAOZZ	5310-00-045-3299	MS53338-42	96906	WASHER,LOCK SPRING NO 8	EA	16
13	4	XBOZZ		6-1-5861	81337	STAND,VARITYPER.....	EA	1
13	5	XBOZZ		6-1-5884-4	81337	PLATE,WASHER.....	EA	4
13	6	PADZZ	5305-00-078-2234	MS90725-17	96906	SCREW,CAP HEX HD, 1/4-20 UNC-2A X 2 3/4 IN LG	EA	4
13	7	PAOZZ	5310-00-582-5965	MS35338-44	96906	WASHER,LOCK SPRING, 1/4.....	EA	4
13	8	PAOZZ	5310-00-997-1888	MS35649-2252	96906	NUT,PLAIN 1/4-20 UNC-20	EA	4
13	9	PAOZZ		MS27183-10	96906	WASHER,FLAT	EA	4



TS 3610-202-34P/14

Figure 14. Camera Mounting Assembly

SECTION II

(1) ILLUSTRATION		(2)	(3)	(4)	(5)	(6) DESCRIPTION	(7)	(8) QTY
(a) FIG. NO.	(b) ITEM NO.	SMR CODE	FEDERAL STOCK NUMBER	PART NUMBER	FSCM	USABLE ON CODE	U.M.	INC IN UNIT
GROUP 10 CAMERA ASSEMBLY								
14	1	XBHZZ		6-1-5868-2	81337	PLATE,FLOOR	EA	1
14	2	XBHZZ		6-1-5866-8	81337	PLATE,SHCCK MOUNT	EA	4
14	3	PAHZZ		HT2-80	76005	SHOCKMOUNT CAMERA BASE	EA	4
14	4	PAHZZ	5305-00-269-3222	MS90725-72	96906	SCREW,CAP HEX HD, 3/8-16 UNC-2A X 3 1/2 IN LG	EA	4
14	5	PAHZZ		MS35338-46	96906	WASHER,LOCK SPRING,3/8.....	EA	4
14	6	PAHZZ	5305-00-958-5252	MS35190-304	96906	SCREW,MACHINE FLT CSK HD,5/16-18 UNC-2A X 3/4	EA	8
						IN LG		
14	7	PAHZZ	5310-00-407-9566	MS35338-45	96906	WASHER,LOCK SPRING,5/16.....	EA	8
14	8	PAHZZ	5310-00-829-9981	MS35649-2312	96906	NUT,PLAIN HEX,5/16-18 UNC-2B.....	EA	8
14	9	PAHZZ	5305-00-954-3481	MS35190-271	96906	SCREW,MACHINE FLAT CSK HD,NO 10-24 UNC-2A X	EA	16
						1/2 IN LG		
14	10	PAHZZ	5310-00-045-3296	MS35338-43	96906	WASHER,LOCK SPRING,NO 10	EA	16
14	11	PAHZZ	5310-00-934-9758	MS35649-202	96906	NUT,PLAIN HEX,NO 10.....	EA	16

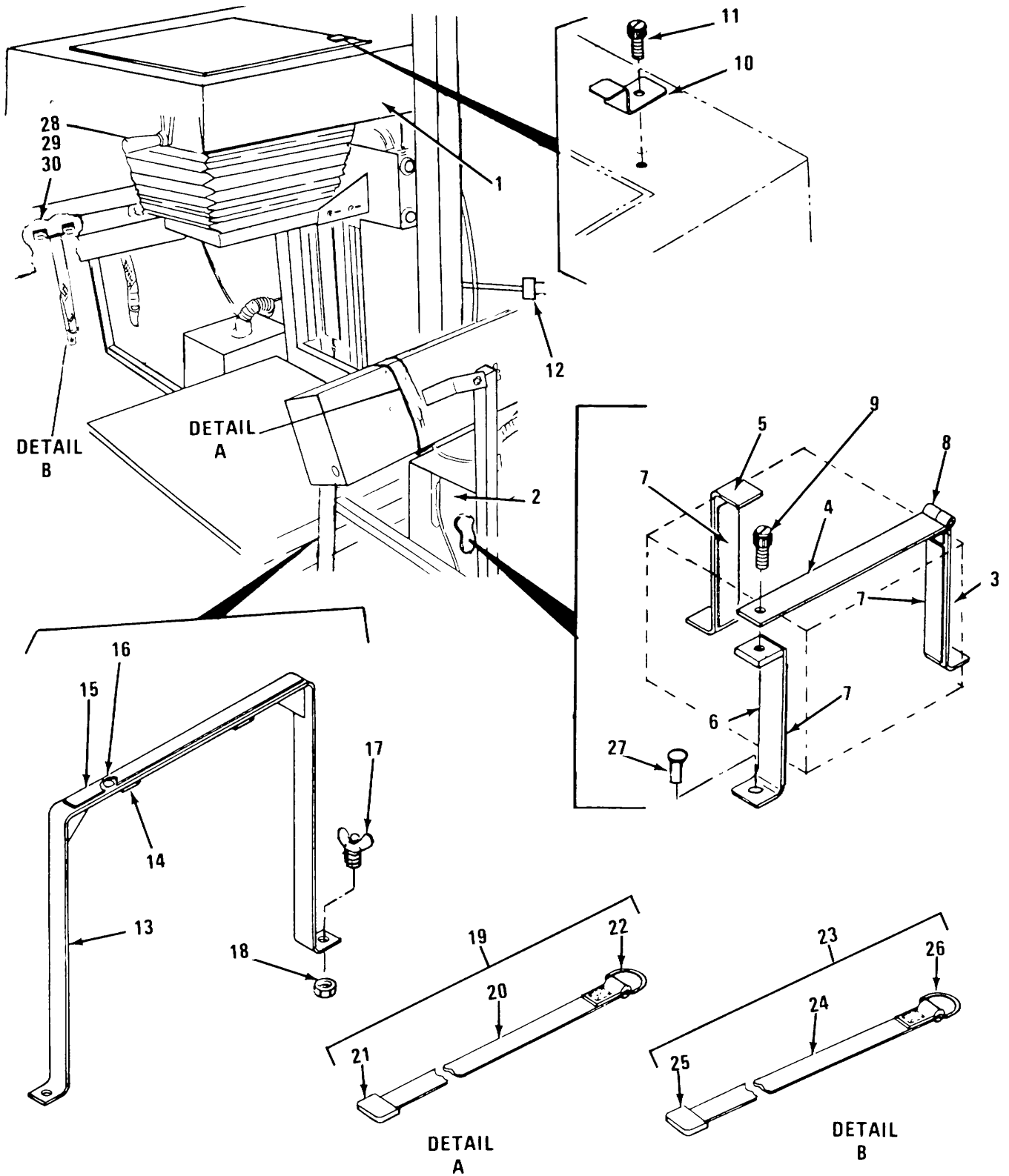
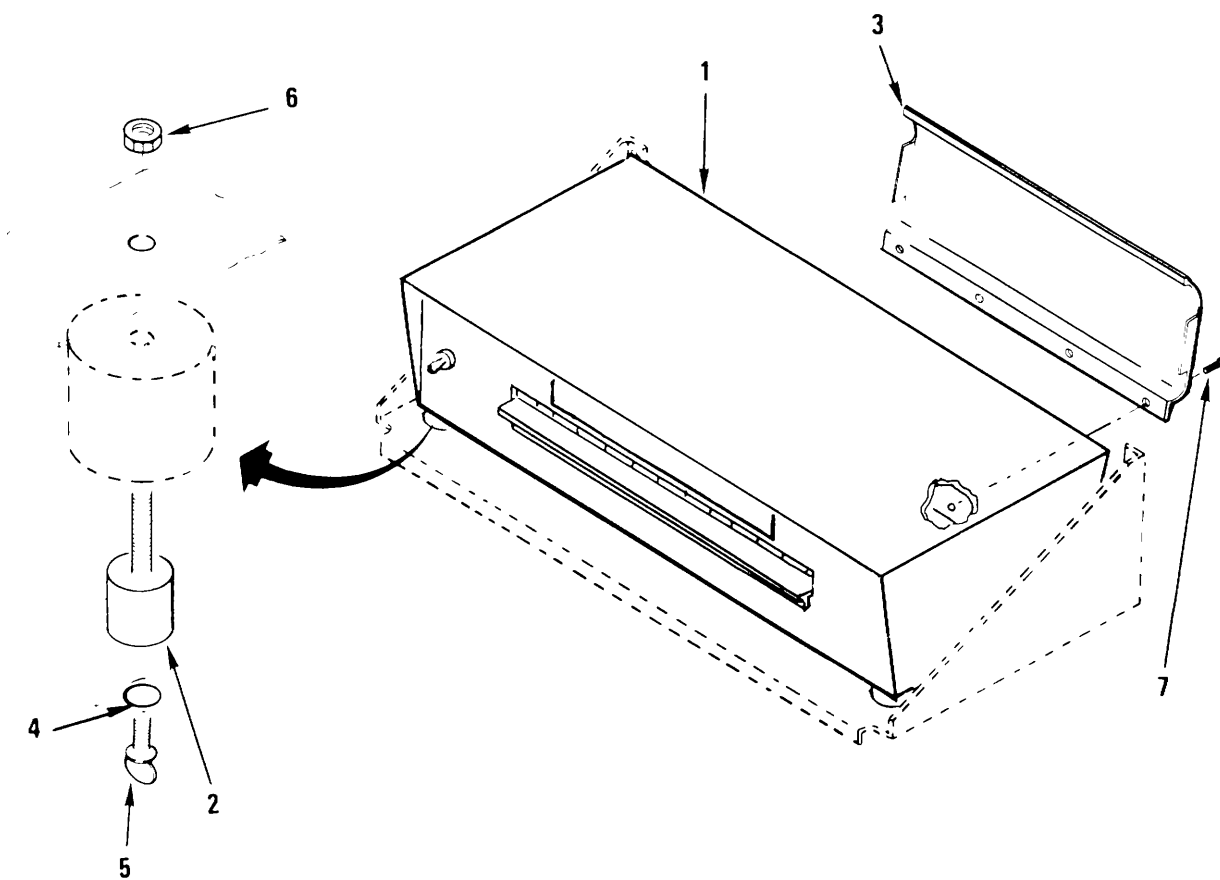


Figure 15. Camera Holddown and Sound Attenuators

SECTION II

(1) ILLUSTRATION		(2) SMR CODE	(3) FEDERAL STOCK NUMBER	(4) PART NUMBER	(5) FSCM	(6) DESCRIPTION USABLE ON CODE	(7) U.M.	(8) QTY INC IN UNIT
(a) FIG. NO.	(b) ITEM NO.							
15	1	XBHZZ	4310-01-041-6869	6-1-5868	81337	CAMERA ASSY	EA	1
15	2	XBOZZ		6-1-5892	81337	•BOX,VACUUM PUMP SOUND ATTENUATOR	EA	2
15	3	XBHZZ		6-1-5868-3	81337	•BRACKET, REAR	EA	2
15	4	XBHZZ		6-1-5868-4	81337	•HOLDER, TOP VACUUM PUMP	EA	2
15	5	XBHZZ		6-1-5868-5	81337	•BRACKET, CENTER VACUUM PUMP	EA	2
15	6	XBHZZ		6-1-5868-6	81337	•BRACKET, FRONT VACUUM PUMP	EA	2
15	7	XBHZZ		6-1-5868-7	81337	•GASKET,RUBBER VACUUM PUMP BRACKET	EA	4
15	8	XBHZZ		MS35821-5A	96906	•HINGE,BUTT	EA	2
15	9	PAHZZ		51-13-809-24	94222	•SCREW,CAPTIVE VACUUM PLIMP BRACKET	EA	2
15	10	XBOZZ		6-1-5868-8	81337	•CLAMP CAMERA COVER CLAMP	EA	1
15	11	XBOZZ		51-13-709-24	94222	•SCREW,CAPTIVE CAMERA COVER CLAMP	EA	1
15	12	XBOZZ		5935-00-280-2381	6-1-5868-22	81337	•PLUG,CONNECTOR	EA
15		XBOZZ		6-1-5872-1	81337	•BRACKET ASSEMBLY CAMERA LAMP HOLDDOWN	EA	1
15	13	XBOZZ		6-1-5872	81337	••BRACKET	EA	1
15	14	PAOZZ	5340-01-049-0905	662R1	76786	••LOOP,FOOTMAN	EA	2
15	15	XBOZZ		6-1-5872-2	81337	••PAD,RUBBER	EA	1
15	16	XBOZZ		SK66BS	07707	••RIVET, BLIND	EA	1
15	17	PAOZZ		MS21316-45	96906	••THUMBSCREW 5/16-18 UNC-2A X 3/4 IN LG	EA	2
15	18	XBOZZ		S31B-181	03481	••NUT,BLIND 5/16-18 UNC-3B	EA	2
15	19	MFFZZ		6-1-5875-1	81337	•STRAP ASSEMBLY	EA	2
15	20	PAFZZ	8305-00-263-2477	MILW530	81349	••WEBBING,TEXTILE TYPE 1, CLASS 1,1 IN WIDE	YD	1
15	21	PAFZZ	5340-00-078-7029	MILC496	81349	••CLIP,END STRAP, 1 IN WIDE,TYPE I,CLASS 1	EA	1
15	22	PAFZZ		MILR3390	81349	••RING,DEE CONFIGURATION L, I, BRASS	EA	1
15	23	MFFZZ		6-1-5875-2	81337	•STRAP ASSEMBLY, LONG	EA	2
15	24	PAFZZ	8305-00-263-2477	MILW530	81349	••WEBBING,TEXTILE TYPE I, CLASS 1, 1 IN WIDE	YD	1
15	25	PAFZZ	5340-00-078-7029	MILC496	81349	••CLIP,END STRAP, 1 IN WIDE, TYPE I, CLASS I	EA	1
15	26	PAFZZ		MILR3390	81349	••RING, DEE CONFIGURATION L,1,BRASS	EA	1
15	27	XBOZZ		AD66S	07707	•RIVET,BLIND 3/16 DIA	EA	6
15	28	PAFZZ	5340-01-049-0905	662R1	76786	•LOOP,FOOTMAN 1 IN	EA	2
15	29	PADZZ	5305-00-984-7363	MS35191-272	96906	•SCREW,MACHINE CSK HD,NO 10-32 UNF-2A X 1/2 IN	EA	4
						LG		
15	30	XBOZZ		S10B-80	03481	•NUT,BLIND NO 10-32 UNF-3B	EA	4

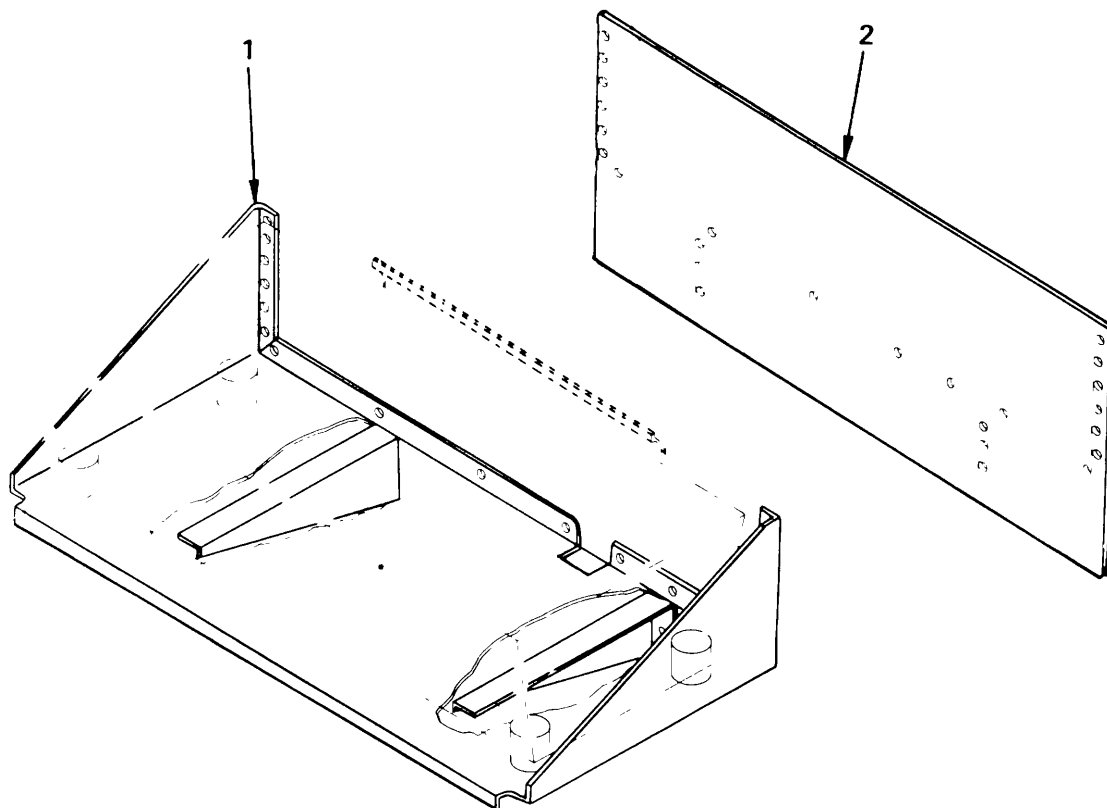


TS 3610-202-34P/16

Figure 16. Film Dryer Assembly

SECTION II

(1) ILLUSTRATION		(2)	(3)	(4)	(5)	(6) DESCRIPTION	(7)	(8) QTY
(a) FIG. NO.	(b) ITEM NO.	SMR CODE	FEDERAL STOCK NUMBER	PART NUMBER	FSCM	USABLE ON CODE	U.M.	INC IN UNIT
GROUP 11 FILM DRYER								
16	1	XBFZZ		6-1-5864-1	81337	FILM DRYER ASSEMBLY	EA	1
16	2	XBFZZ		6-1-5864-2	81337	INSERT	EA	4
16	3	XBFZZ		6-1-5864-3	81337	DEFLECTOR, FILM	EA	1
16	4	PAFZZ	5310-00-045-3299	MS35338-42	96906	WASHER, LOCK SPRING, NO 8	EA	4
16	5	PAFZZ	5305-00-837-9739	MS21316-13	96906	THUMBSCREW NO 8-32 UNC-2A X 1/2 IN LG	EA	4
16	6	PAFZZ	5310-00-934-9758	MS35649-202	96906	NUT, PLAIN HEX, NO 10-24 UNC-2B, STL, CAD PLTD	EA	4
16	7	PAFZZ	5305-00-147-3228	MS51861-24C	96906	SCREW TAPPING THD FORMING, NO 6 X 3/8 IN LG	EA	4

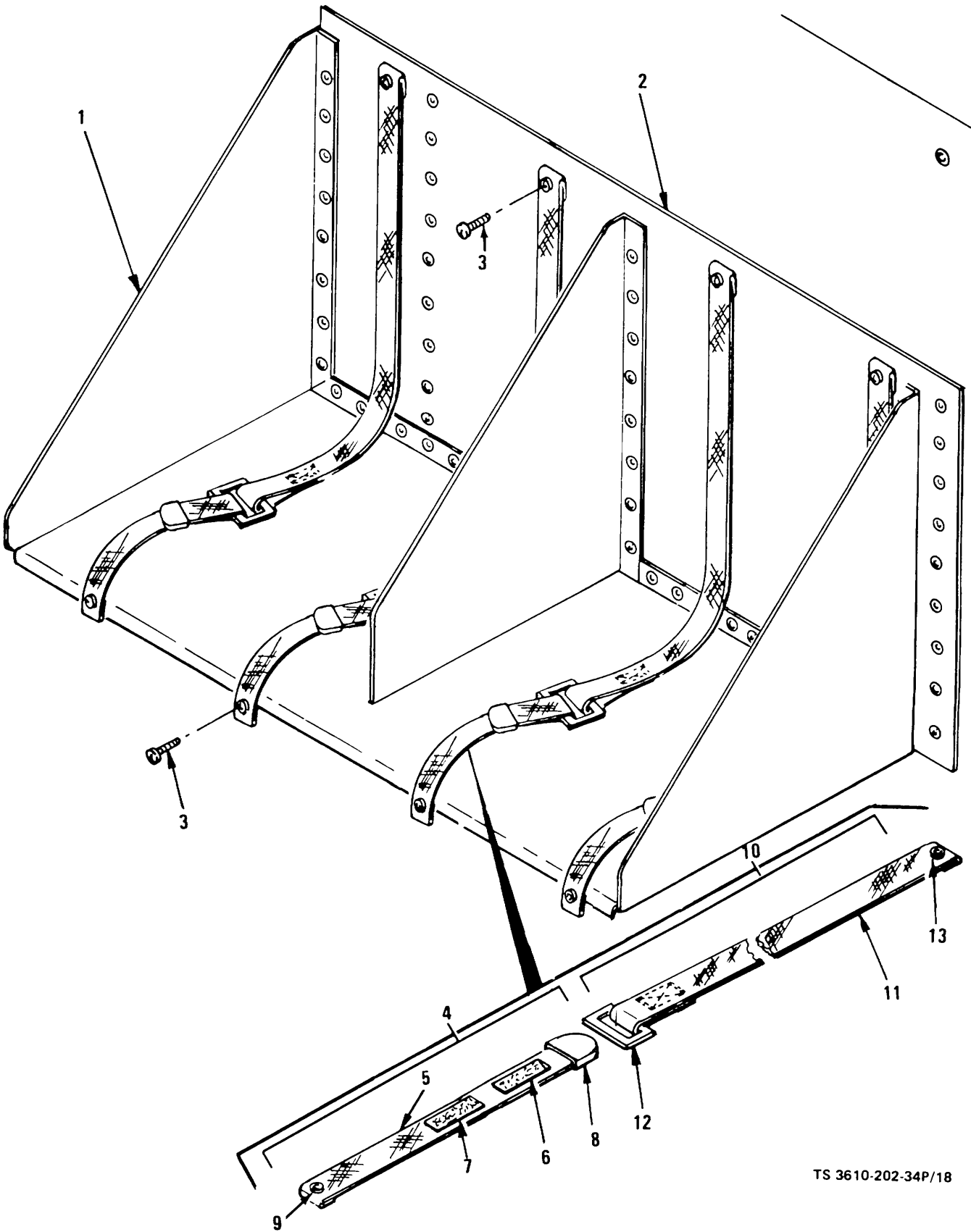


TS 3610-202-34P/17

Figure 17. Shelf, Film Dryer

SECTION II

(1) ILLUSTRATION		(2)	(3)	(4)	(5)	(6) DESCRIPTION	(7)	(8) QTY INC IN UNIT
(a) FIG. NO.	(b) ITEM NO.	SMR CODE	FEDERAL STOCK NUMBER	PART NUMBER	FSCM	USABLE ON CODE	U.M.	
17	1	XBFZZ		6-1-5865	81337	SHELF,FILM DRYER	EA	1
17	2	XBFZZ		6-1-5870	81337	EACKING PLATE,FILM.....	EA	1

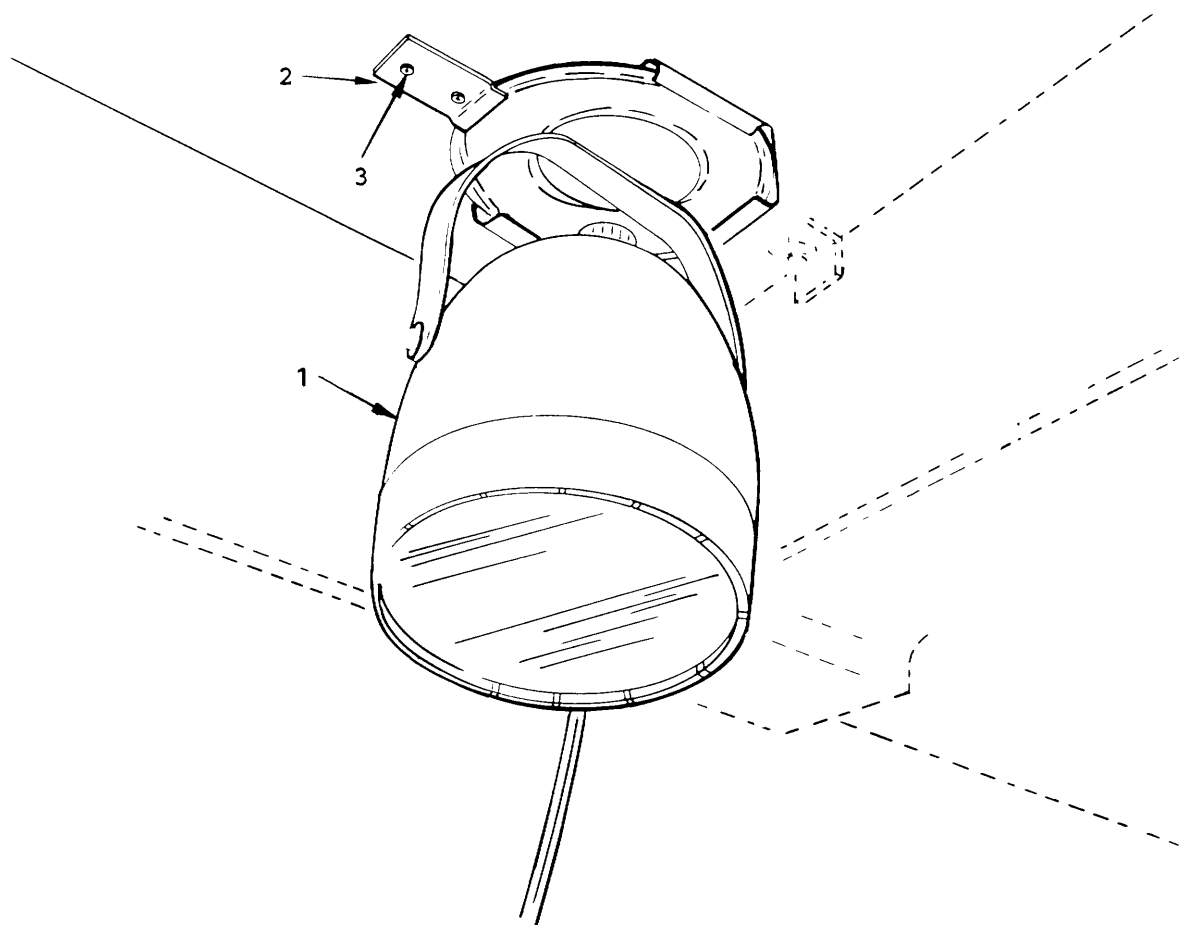


TS 3610-202-34P/18

Figure 18. Developer Shelf

SECTION II

(1) ILLUSTRATION		(2)	(3)	(4)	(5)	(6) DESCRIPTION	(7)	(8) QTY
(a) FIG. NO.	(b) ITEM NO.	SMR CODE	FEDERAL STOCK NUMBER	PART NUMBER	FSCM	USABLE ON CODE	U.M.	INC IN UNIT
18		XBFZZ		6-1-5874	81337	GROUP 12 DEVELOPER SHELF		
18	1	XBFZZ		6-1-5874-1	81337	DEVELOPER SHELF	EA	1
18	2	X8FZZ		6-1-5874-2	81337	•SHELF,DEVELOPER	EA	1
18	3	PAFZZ	5305-00-984-6189	MS35206-241	96906	•BACKING PLATE	EA	1
						•SCREW,MACHINE PAN HEAD,NO.8-32 UNC2A X 1/4	EA	8
						LG		
18	4	MFFZZ		6-1-5876-1	81337	•STRAP ASSEMBLY DEVELOPER SHELF	EA	4
18	5	PAFZZ	8305-00-263-2477	MILW530	81349	••WEBBING,TEXTILE 1 INCH WIDE X 12 IN LG	YD	1
18	6	PAFZZ		MILF21840	81349	••FASTENER,TAPE,HOOK 1 IN WIDE X 2 1/2 IN LG,.....	EA	1
						OG106		
18	7	PAFZZ		MILF21840	81349	••FASTENER,TAPE,PILE 1 IN WIDE X 2 1/2 IN LG,.....	EA	1
						OG106		
18	8	PAFZZ	5340-00-527-2959	MILC406	81349	••CLIP,END,STRAP TYPE I,CLASS 1.....	EA	1
18	9	PAFZZ		MILG16491	81349	••GROMMET TYPE I,CLASS 3	EA	1
18	10	MFFZZ		6-1-5876-2	81337	•CHAPE ASSEMBLY DEVELOPER SHELF	EA	4
18	11	PAFZZ	9305-00-263-2477	MILW530	81349	••WEBBING,TEXTILE 1 IN WIDE X 21 1/2 IN LG	YD	2
18	12	PAFZZ	5340-00-247-6837	MILL11075	81349	••LOOP,STRAP FASTENER,STYLE B,STEEL,PIN 41-90.....	EA	1
18	13	PAFZZ		MILG16491	81349	••GROMMET TYPE I,CLASS 3	EA	1



TS 3610-202-34P/19

Figure 19. Safelight Assembly

SECTION II

(1) ILLUSTRATION		(2)	(3)	(4)	(5)	(6)	(7)	(8)
(a) FIG. NO.	(b) ITEM NO.	SMR CODE	FEDERAL STOCK NUMBER	PART NUMBER	FSCM	DESCRIPTION <i>USABLE ON CODE</i>	U.M.	QTY INC IN UNIT
19	1	XBOZZ	6740-00-403-5664	6-1-5850-3	81337	GROUP 13 SAFELIGHT ASSEMBLY		
19	2	XBOZZ		6-1-5884-1	81337	SAFELIGHT, PHOTO DARK ROOM PHOTOGRAPHIC.....	EA	1
19	3	PAOZZ	5305-00-432-4163	MS51861-24	96906	CLIP, SAFELIGHT.....	EA	1
						SCREW, TAPPING THD FORMING, NO 6 X 3/8 IN LG.....	EA	1

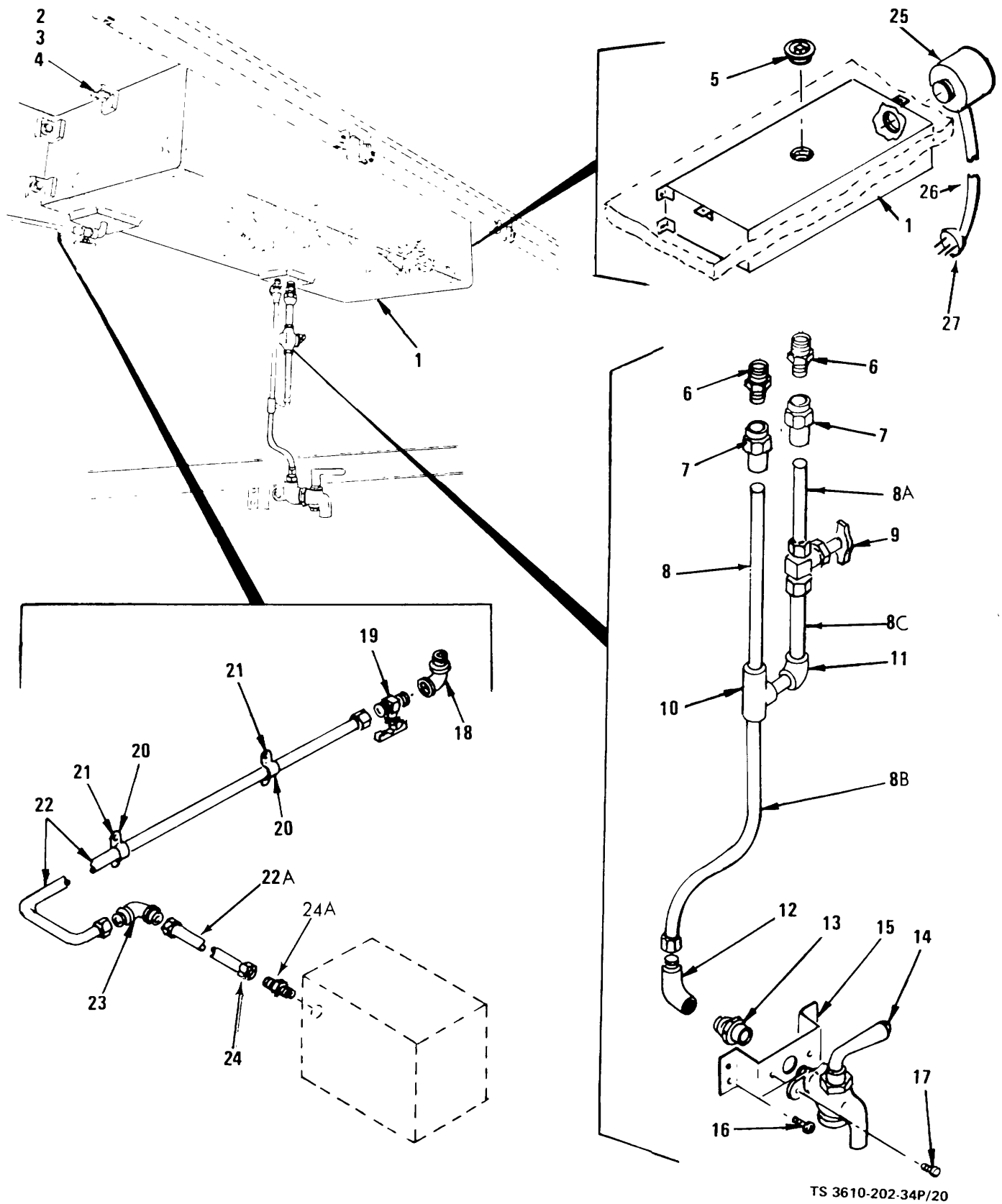
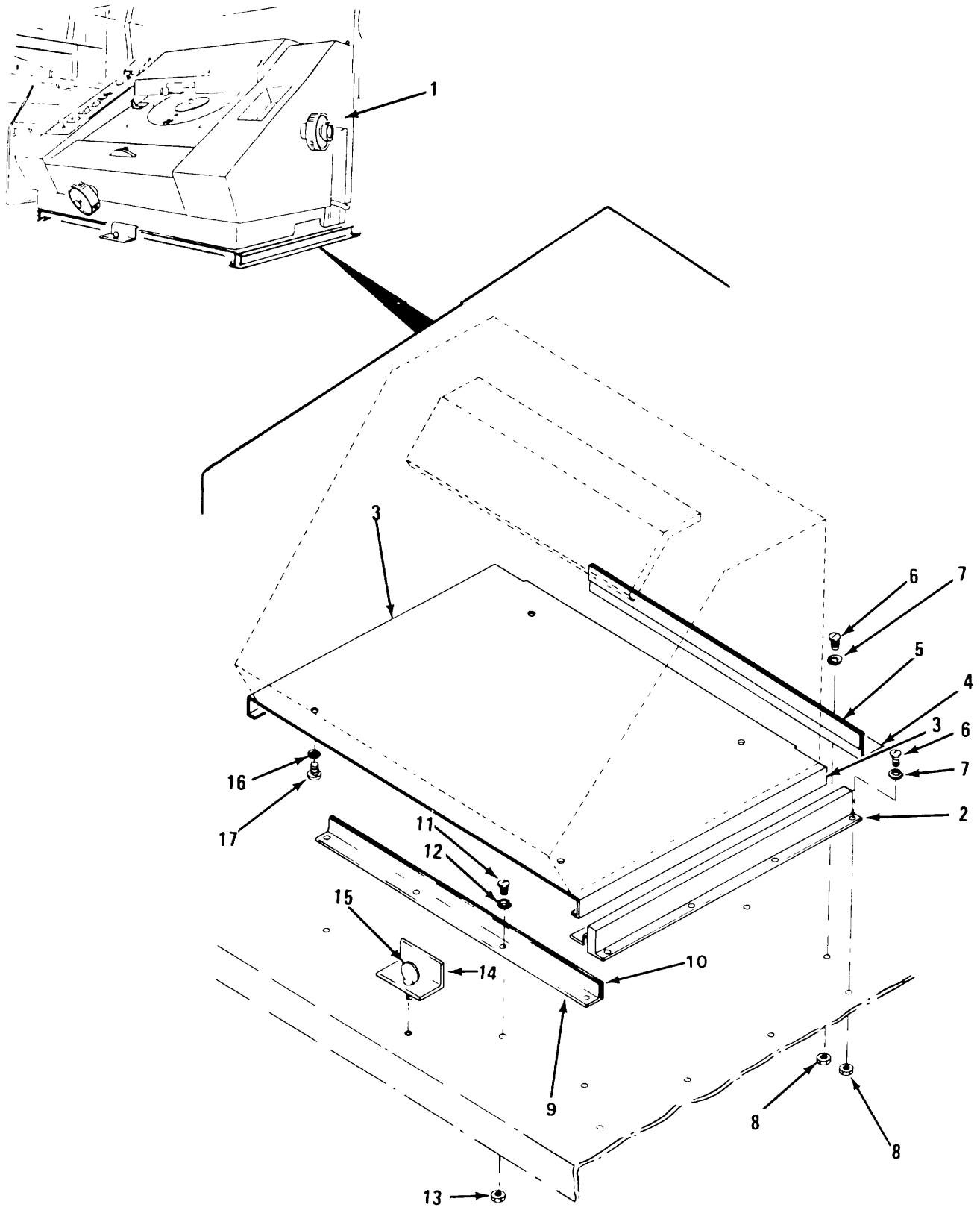


Figure 20. Water Tank and Plumbing

SECTION II

(1) ILLUSTRATION		(2)	(3)	(4)	(5)	(6) DESCRIPTION	(7)	(8) QTY INC IN UNIT
(a) FIG. NO.	(b) ITEM NO.	SMR CODE	FEDERAL STOCK NUMBER	PART NUMBER	FSCM	USABLE ON CODE	U.M.	
GROUP 14 WATER TANK AND PLUMBING								
20	1	XBFZZ		6-1-5855	81337	WATER TANK ASSY	EA	1
20	2	PAFZZ	5305-00-068-0502	MS90725-6	96906	SCREW,CAP HEX HD, 1/4-20 UNC-2A X 3/4 IN LG,	EA	5
20	3	XBFZZ	5340-00-812-2275	21-40910-16	94222	WATER TANK MTG		
20	4	PAFZZ	5310-00-582-5965	MS35338-44	96906	NUT,ANCHOR 1/4-20, WATER TANK MTG	EA	5
20	5	PAOZZ	8110-00-132-9640	PPP-P-420	81348	WASHER,LOCK SPRING,HELICAL,MEDIUM 1/4 IN DIA,	EA	5
20	6	XBOZZ		48X6B	79470	STL CAD PL, WATER TANK MTG		
20	7	XBOZZ	4730-00-011-8539	41X6	79470	PLUG,UNIVERSAL MILITARY W/GASKET, TYPE 3,.....	EA	2
20	8	MOOZZ		6-1-5853-11-14	81337	CLASS C		
20	8A	PAOZZ	4710-00-203-3192	6-1-5853-11	81337	CONNECTOR,MALE 5/8-18,3/8 OD TUBE, BRASS,.....	EA	2
20	8B	MOOZZ		6-1-5853-11-8	81337	WATER TANK SUPPLY		
20	8C	PAOZZ	4710-00-203-3192	6-1-5853-11	81337	NUT.COMPRESSION 5/8-18,BRASS, 3/8 OD TUBE,	EA	2
20	9	PAOZZ	4820-00-423-2099	A6775	79470	WATER TANK SUPPLY		
20	10	XBOZZ		6-1-5853-11-6	81337	TUBING,COPPER MFG FROM.....	FT	V
20	11	XBOZZ		6-1-5853-16	81337	TUBING, COPPER 3/8 OD, 14 IN REQ.....	FT	V
20	12	XBOZZ		6-1-5853-11	81337	TUBING, COPPER, MFG FROM.....	EA	1
20	13	XBOZZ		6-1-5853-11	81337	TUBING, COPPER 3/8 OD, 8 IN REQ.....	FT	V
20	14	PAOZZ	4510-00-113-0739	1300	90800	TUBING, COPPER MFG FROM.....	FT	V
20	15	XBOZZ		6-1-5853-11	81337	TUBING, COPPER 3/8 OD, 16 IN REQ.....	FT	V
20	16	PAOZZ	5305-00-432-4163	MS1861-24	96906	TUBING, COPPER MFG FROM.....	EA	1
20	17	XBOZZ	5320-00-631-5325	38-104-05-13	94222	TUBING, COPPER 3/8 OD, 6 IN REQ.....	FT	V
20	18	XBOZZ		6-1-5853-11-6	81337	TUBING, COPPER MFG FROM.....	EA	1
20	19	PAOZZ	4820-00-272-3351	A690	79470	TUBING, COPPER 3/8 OD, 6 IN REQ.....	FT	V
20	20	XBOZZ		6-1-5853-11	81337	TUBING, COPPER 3/8 OD, 6 IN REQ.....	FT	V
20	21	PAOZZ	5305-00-432-4163	MS51861-24	96906	COCK,SHUTOFF COMPRESSION, BRASS, 3/8 OD TUBE	EA	1
20	22	MOOZZ		6-1-5853-12-32	81337	TEE 3/8 X 3/8 X 3/8 SIZE, COPPER, SOLDER TYPE, 3/8.....	EA	1
20	22A	WOOZZ		6-1-5853-12	81337	OD TUBE		
20	23	XBOZZ	4730-00-278-2292	651X4	79470	ELBOW, 90 DEGREE SOLDER TYPE,COPPER, 3/8 OD.....	EA	1
20	24	XBOZZ		41X4	79470	TUBE		
20	24A	XBOZZ		44X4	79740	ELBOW,DROP3/8 NPT,BRASS,WATER TANK SUPPLY	EA	1
20	25	PAFZZ		ARTMW2O	65586	ADAPTER COMPRESSION, 3/8 IN OD X 3/8 IN PIPE,.....	EA	1
20	26	XBFZZ		6-1-5852-10	81337	BRASS		
20	27	XBOZZ		9965	74545	FAUCET,KEY GROUND,BRASS, 3/8, WATER TANK	EA	1
20						SUPPLY		
20						BRACKET,FAUCET MOUNTING,FAUCET, KEY, MTG	EA	1
20						SCREW,TAPPING THREAD FORMING, NO 6, FAUCET,	EA	4
20						KEY, MTG		
20						RIVET, BLIND UNIVERSAL HD, 1/8 IN DIA X 1/4 IN LG,.....	EA	2
20						FAUCET KEY,MTG.....		
20						ELBOW,STREET 90 DEGREE, 1/8 NPT, BRASS,WATER	EA	1
20						TANK TO HUMIDIFIER		
20						COCK,SHUTOFF COMPRESSION,STRAIGHTWAY, 1/8,.....	EA	1
20						NPT X 1/4 T, BRASS WATER TANK TO HUMIDIFIER		
20						WATER SUPPLY		
20						STRAP FOR 1/4 IN TUBE, 2 HOLE, WATER TANK TO	EA	2
20						HUMIDIFIER TUBING		
20						SCREW,TAPPING	EA	2
20						TUBING,COPPER MFG FROM.....	EA	1
20						TUBING,COPPER 1/4 IN OD, 32 IN REQ	FT	V
20						TUBING, COPPER MFG FROM.....	EA	1
20						TUBING,COPPER 1/4 OD, 18 IN REQ.....	FT	V
20						ELBOW, UNION 1/4 IN OD TUBE, WATER TANK TO	EA	1
20						HUMIDIFIER WATER SUPPLY		
20						NUT.COMPRESSION 7/16-20,1/4 IN OD TUBE,BRASS,.....	EA	1
20						WATER TANK TO HUMIDIFIER WATER SUPPLY		
20						CONNECTOR,MALE	EA	1
20						HEATING ELEMENT ELECTRIC,2000 WATT,240 VOLTS.....	EA	1
20						HEATING CAPACITY 10 GALS PER HR		
20						CABLE,ELECTRIC3 CONDUCTOR,NO 10,600 VOLT,	FT	1
20						STRANDED,COPPER PLASTIC COVERED,3 FT		
20						REQUIRED		
20						PLUG,ELECTRICAL CAP,POL,TWIST LOCK,3 WIRE,20.....	EA	1
20						AMP, 250 VOLT		

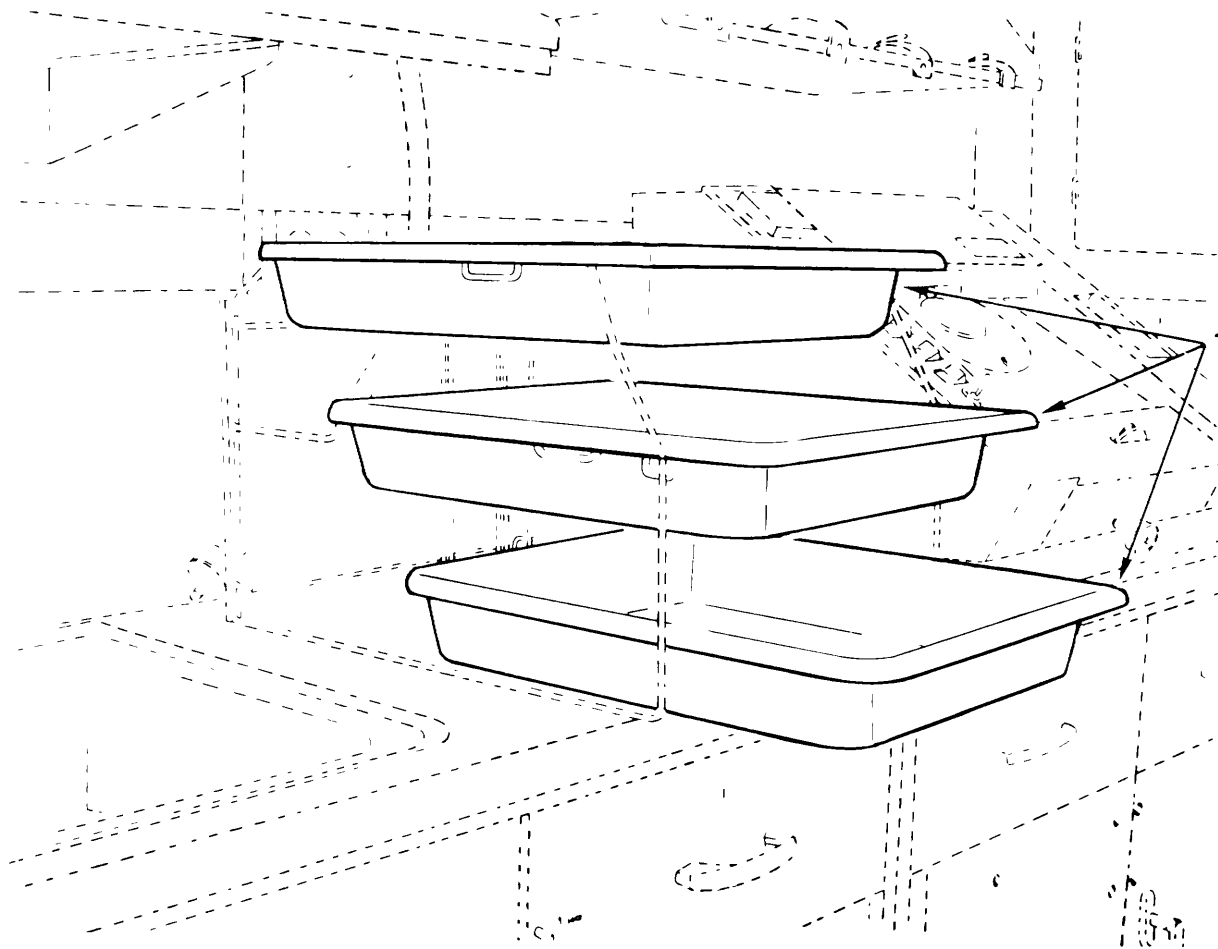


TS 3610-202-34P/21

Figure 21. Composing Machine, Headliner

SECTION II

(1) ILLUSTRATION		(2)	(3)	(4)	(5)	(6) DESCRIPTION	(7)	(8) QTY
(a) FIG. NO.	(b) ITEM NO.	SMR CODE	FEDERAL STOCK NUMBER	PART NUMBER	FSCM	USABLE ON CODE	U.M.	INC IN UNIT
21		XBOZZ		6-1-5883	81337	GROUP 15 COMPOSING MACHINE, HEADLINER		
21	1	XBOZZ		MODEL 82C	62812	HEADLINER ASSEMBLY.....	EA	1
21	2	XBOZZ		LBS11-16	06666	•COMPOSING MACHINE HEADLINER.....	EA	1
21	3	XBOZZ		6-1-5883-1	81337	•CHASSIS, TRAK W/SCREWS AND NUTS	EA	1
21	4	XBOZZ		6-1-5883-2	81337	•BASE, VARITYPER	EA	1
21	5	XBOZZ		6-1-5883-3	81337	•ANGLE, STOP, REAR.....	EA	1
21	6	PAOZZ	5305-00-984-6193	MS352C6-245	96906	•GASKET, ANGLE STOP	EA	1
21	7	PAOZZ	5310-00-045-3299	MS35338-42	969061	•SCREW, MACH PN HD, NO 8-32 UNC-2A X 1/2 IN LG	EA	4
21	8	PAOZZ	5310-00-934-9757	MS35649-282	96906	•WASHER, LOCK SPRING, NO 8.....	EA	4
21	9	XBOZZ		6-1-5883-4	81337	•NUT, PLAIN HEX, NO 8-32 UNC-2B	EA	4
21	10	XBOZZ		6-1-5883-3	81337	•ANGLE, STOP FRONT	EA	1
21	11	PAOZZ	5305-00-S84-6193	MS35206-245	96906	•GASKET, ANGLE STOP	EA	1
21	12	PADZZ	5310-00-045-3299	MS35338-42	96906	•SCREW, MACHINE PAN HCO, NO 8-32 UNC-2A X 1/2 IN LG	EA	4
21	13	PAOZZ	5310-00-934-9751	MS35649-282	96906	LG		
21	14	XBOZZ		6-1-5883-5	81337	•WASHER, LOCK SPRING, NO 8.....	EA	4
21	15	PAOZZ	5305-00-837-9739	MS21316-13	96906	•NUT, PLAIN HEX, NO 8-32 UNC-2B	EA	4
21	16	PAOZZ	5310-00-582-5965	M35338-44	96906	•STOP, LOCK	EA	1
21	17	PAOZZ	5305-00-988-1723	MS352C6-279	96906	•THUMBSCREW NO 8-32 UNC-2A X 1/2 IN LG	EA	1
						WASHER, LOCK SPRING, 1/4.....	EA	4
						SCREW, MACHINE PN H, 1/4-20 UNC-2A X 1/2 IN LG	EA	4

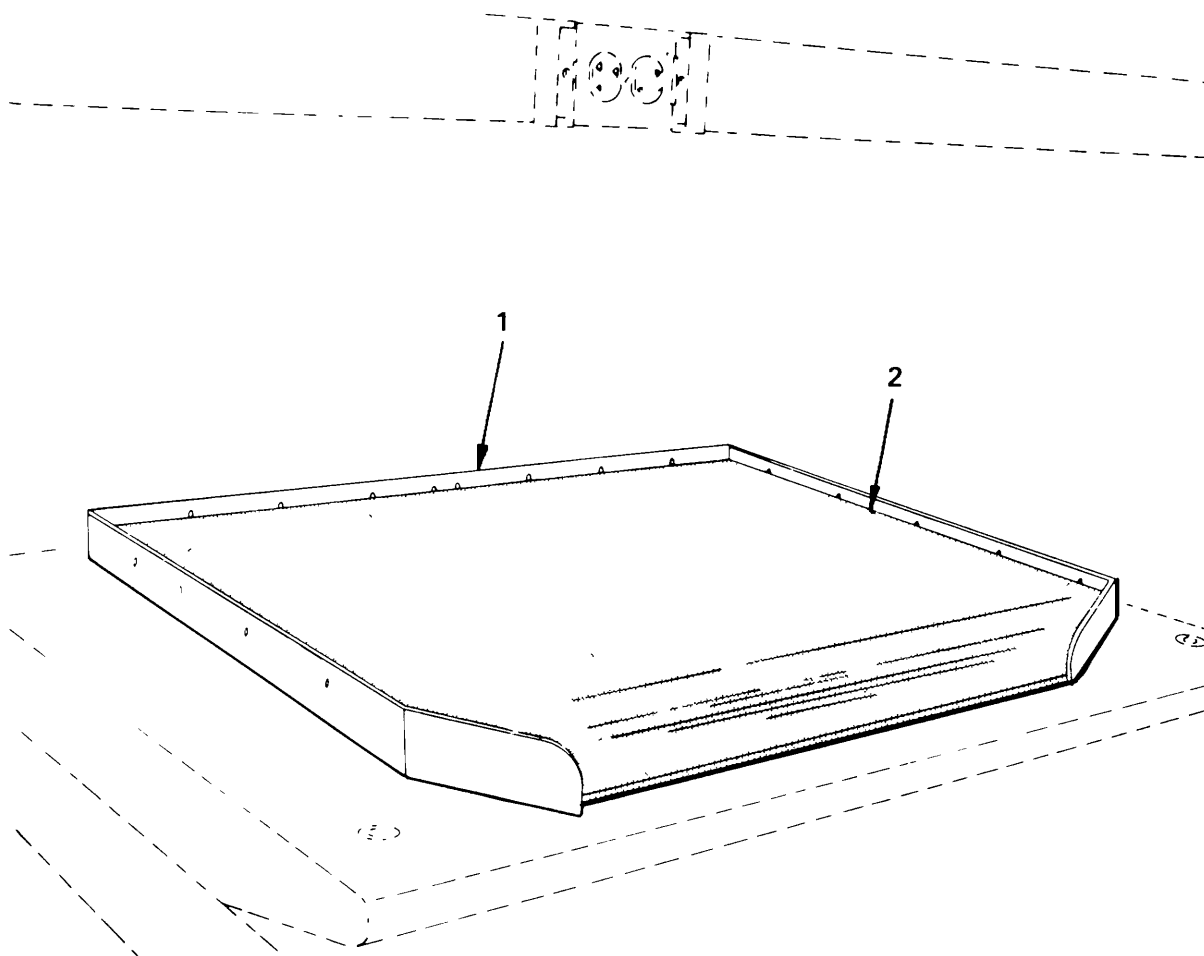


TS 3610-202-34P/22

Figure 22. Photographic Tray Assembly

SECTION II

(1) ILLUSTRATION		(2)	(3)	(4)	(5)	(6)	(7)	(8)
(a) FIG. NO.	(b) ITEM NO.	SMR CODE	FEDERAL STOCK NUMBER	PART NUMBER	FSCM	DESCRIPTION <i>USABLE ON CODE</i>	U.M.	QTY INC IN UNIT
22	1	XBOZZ		MODEL1400	10066	GROUP 16 PHOTOGRAPHIC TRAY ASSEMBLY PHOTO TRAYS ANDRACK.....	EA	1

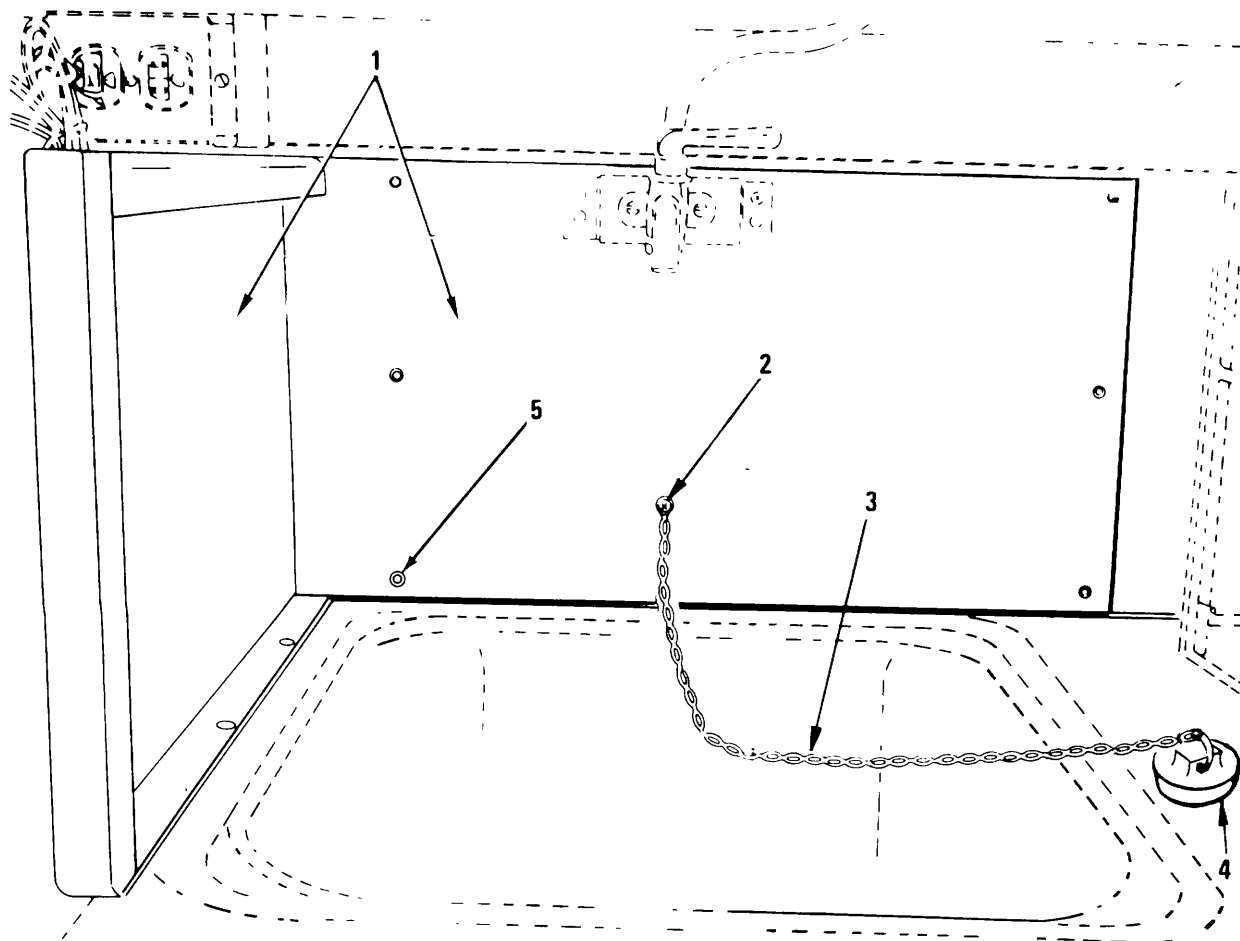


TS 3610-202-34P/23

Figure 23. Rub-up Board Assembly

SECTION II

(1) ILLUSTRATION		(2)	(3)	(4)	(5)	(6)	(7)	(8)
(a) FIG. NO.	(b) ITEM NO.	SMR CODE	FEDERAL STOCK NUMBER	PART NUMBER	FSCM	DESCRIPTION <i>USABLE ON CODE</i>	U.M.	QTY INC IN UNIT
23 23	1 2	XBOZZ XBOZZ	3610-01-037-6326	6-1-5873 6-1-5873-5	81337 81337	GROUP 17 RUB-UP BOARD ASSEMBLY RUB-UP BOARD..... COVERING,RUBBER 1/16 IN THICK X 16 IN WIDE X 20..... IN LG, BLACK.....	EA EA	1 1

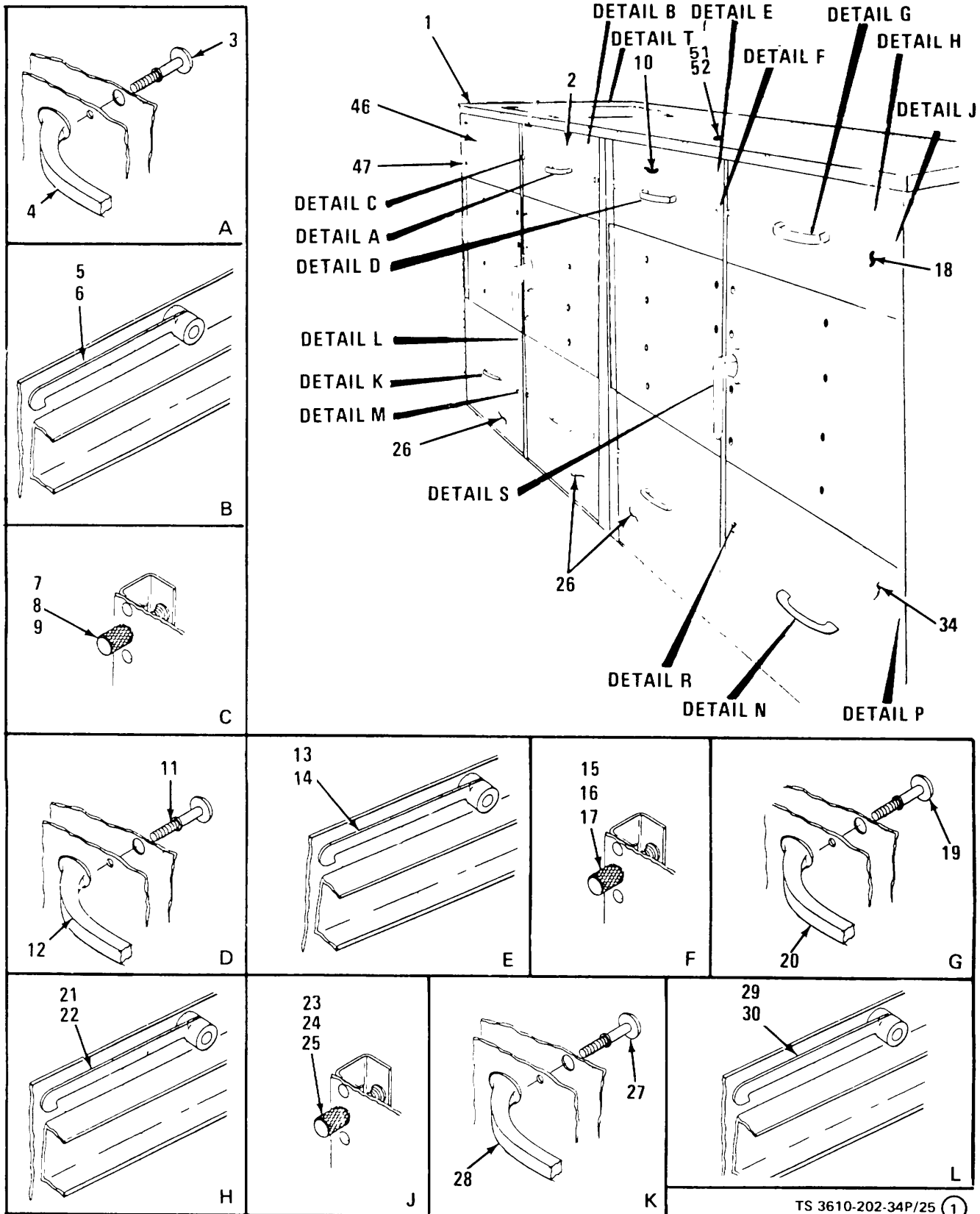


TS 3610-202-34P/24

Figure 24. Sink Shield

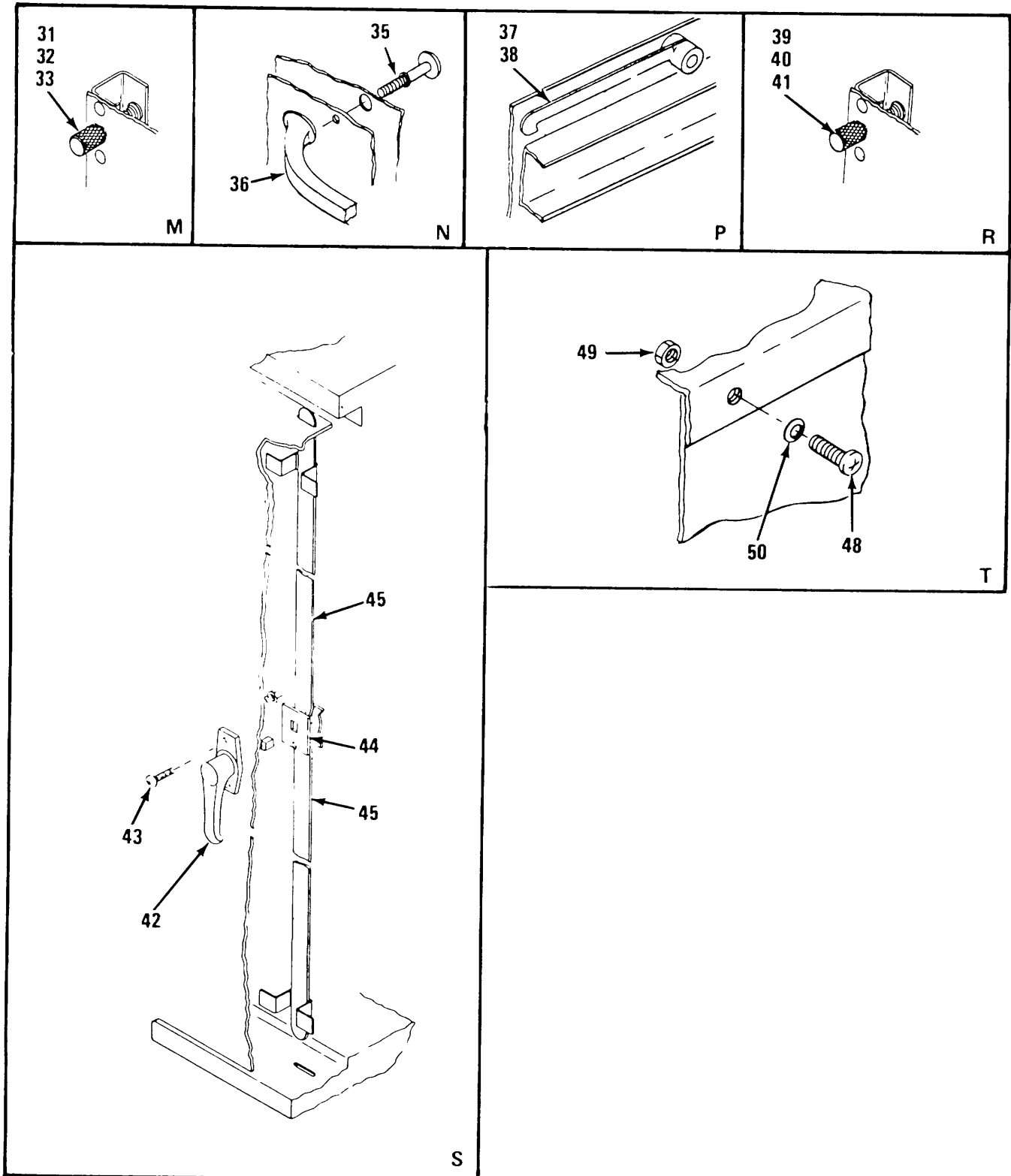
SECTION II

(1) ILLUSTRATION		(2)	(3)	(4)	(5)	(6)	(7)	(8)
(a) FIG. NO.	(b) ITEM NO.	SMR CODE	FEDERAL STOCK NUMBER	PART NUMBER	FSCM	DESCRIPTION <i>USABLE ON CODE</i>	U.M.	QTY INC IN UNIT
24	1	XBOZZ		6-1-5871	81337	GROUP 18 SINK SHIELD SHIELD,SINK	EA	1
24	2	PAOZZ	5305-00-432-4163	MS51861-24	96906	SCREW,TAPPING	EA	1
24	3	PAOZZ	4010-00-543-6046	110	01976	CHAIN,SAFETY 18LB.....	EA	1
24	4	PAOZZ	4510-00-242-4360	WWP451	81348	STOPPER,SINK 1-1/2 DIA W/RING,RUBBER.....	EA	1
24	5	PAOZZ	5305-00-432-4163	MS51861-24	96906	SCREW,TAPPING TAPPING,THREAD FORMING,NO.6..... X 3/8 LG	EA 6	



TS 3610-202-34P/25 (1)

Figure 25. Headliner Counter Assembly (Sheet 1 of 2)



TS 3610-202-34P/25 (2)

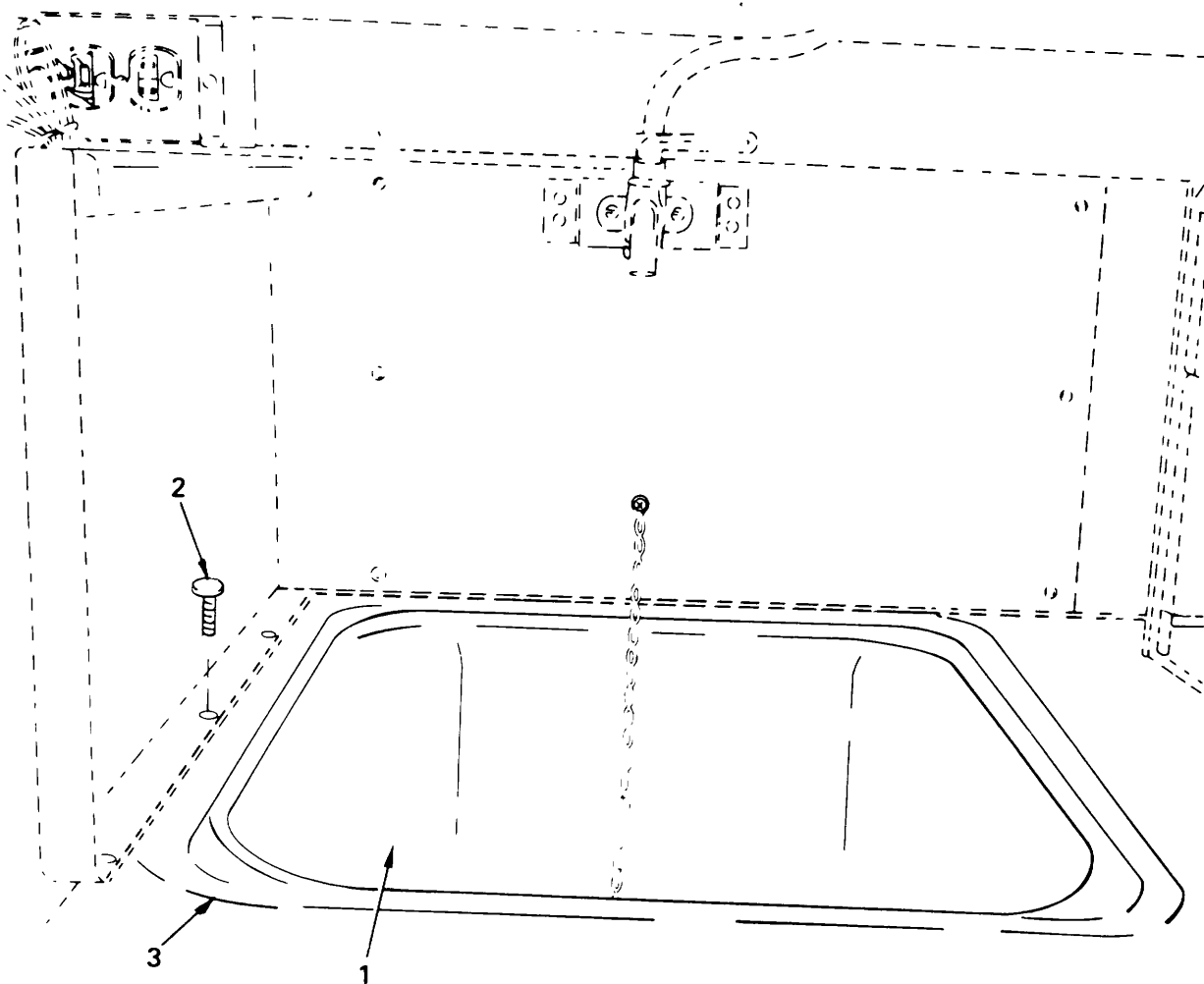
Figure 25. Headliner Counter Assembly (Sheet 2 of 2)

SECTION II

(1) ILLUSTRATION		(2)	(3)	(4)	(5)	(6) DESCRIPTION	(7)	(8) QTY
(a) FIG. NO.	(b) ITEM NO.	SMR CODE	FEDERAL STOCK NUMBER	PART NUMBER	FSCM	USABLE ON CODE	U.M.	INC IN UNIT
25		XBHZZ		6-1-5851	81337	GROUP 19 HEADLINER COUNTER ASSEMBLY		
25	1	XBHZZ		6-1-5851-1	81337	COUNTER ASSEMBLY HEADLINER.....	EA	1
25	2	XBHZZ		6-1-5851-15	81337	•TOP,COUNTER.....	EA	1
25	3	XBOZZ		61-289-3	42689	•DRAWER.....	EA	1
						•SCREW,SHOULDER DRAWER PULL,NO 8-32 UNC.....	EA	1
						2A		
25	4	XBOZZ		61-394	42689	•PULL, DORAWER.....	EA	1
25	5	XBDZZ		6-1-5851-23	81337	•LATCH,STOP.....	EA	2
25	6	PAOZZ	5320-00-951-3217	MS20613-6P8	96906	•RIVET UNIVERSAL HO,3/16 IN DIA. X 1/2 IN LG.....	EA	2
25	7	PAFZZ	5340-00-691-0956	43-1-3-0	94222	•LATCH,RIM.....	EA	1
25	8	PAOZZ	5320-00-954-7076	MS20613-4P4	96906	•RIVET UNIVERSAL HC, 1/8 IN DIA. X 1/4 IN LG.....	EA	4
25	9	PAFZZ	5340-00-112-1383	43-10-3-0	94222	•FASTENER,PAWL.....	EA	1
25	10	XBHZZ		6-1-5851-16	81337	•DRAWER.....	EA	1
25	11	XBOZZ		61-289-3	42689	•SCREW,SHOULDER DRAWER PULL,NO 8-32 UNC.....	EA	2
						2A		
25	12	XBOZZ		61-394	42689	•PULL,DRAWER.....	EA	1
25	13	X83ZZ		6-1-5851-23	81337	•LATCH,STOP.....	EA	2
25	14	PAOZZ	5320-00-951-3217	MS20613-6P8	96906	•RIVET UNIVERSAL HD,3/16 IN DIA. X 1/2 IN LG.....	EA	2
25	15	PAFZZ	5340-00-691-0956	43-1-3-0	94222	•LATCH,RIM.....	EA	1
25	16	PADZZ	5320-00-954-7076	MS20613-4P4	96906	•RIVET UNIVERSAL HD, 1/8 IN DIA X 1/4 IN LG.....	EA	4
25	17	PAFZZ	5340-00-112-1383	43-10-3-0	94222	•FASTENER, PAWL.....	EA	1
25	18	XBHZZ		6-1-5851-17	81337	•DRAWER.....	EA	1
25	19	XBOZZ		61-289-3	42689	•SCREW,SHOULDER.....	EA	2
25	20	XBOZZ		61-394	42689	•PULL,DRAWER.....	EA	1
25	21	XBOZZ		6-1-5851-23	81337	•LATCH,STOP.....	EA	2
25	22	PAOZZ	5320-00-951-3217	MS20613-6P8	96906	•RIVET UNIVERSAL HD,3/16 IN DIA. X 1/2 IN LG.....	EA	2
25	23	PAFZZ	5340-00-691-0956	43-1-3-0	94222	•LATCH,RIM.....	EA	1
25	24	PAOZZ	5320-00-9S-7076	MS20613-4P4	96906	•RIVET UNIVERSAL HD, 1/8 IN DIA. X 1/4 IN LG.....	EA	4
25	25	PAFZZ	5340-00-112-1383	43-10-3-0	9422	•FASTENER,PAWL.....	EA	1
25	26	XBHZZ		6-1-5851-18	81337	•DRAWER.....	EA	3
25	27	XBOZZ		61-289-3	42689	•SCREW,SHOULDER.....	EA	2
25	28	XBOZZ		61-394	42689	•PULL,DRAWER.....	EA	1
25	29	XBOZZ		6-1-5851-23	81337	•LATCH,STOP.....	EA	2
25	30	PAOZZ	5320-00-951-3217	MS20613-6P8	96906	•RIVET UNIVERSAL HD,3/16 IN DIA. X 1/2 IN LG.....	EA	2
25	31	PAFZZ	5340-00-691-0956	43-1-3-0	94222	•LATCH,RIM.....	EA	1
25	32	PAOZZ	5320-00-994-7076	MS20613-4P4	96906	•RIVET UNIVERSAL HD, 1/8 IN DIA. X 1/4 IN LG.....	EA	4
25	33	PAFZZ	5340-00-112-1383	43-10-3-0	94222	•FASTENER,PAL.....	EA	1
25	34	XBHZZ		6-1-5851-19	81337	•DRAWER.....	EA	1
25	35	XBDZZ		61-289-3	42689	•SCREW,SHOULER.....	EA	2
25	36	XB3ZZ		61-394	42689	•PULL, DRAER.....	EA	1
25	37	XBDZZ		6-1-5851-23	81337	•LATCH,STOP.....	EA	2
25	38	PADZZ	5320-00-951-3217	MS20613-6P8	96906	•RIVET UNIVERSAL HD,3/16 IN DIA. X 1/2 IN LG.....	EA	2

SECTION II

(1) ILLUSTRATION		(2)	(3)	(4)	(5)	(6) DESCRIPTION	(7)	(8) QTY INC IN UNIT
(a) FIG. NO.	(b) ITEM NO.	SMR CODE	FEDERAL STOCK NUMBER	PART NUMBER	FSCM	USABLE ON CODE	U.M.	
25	39	PAFZZ	5340-00-691-0956	43-1-3-0	94222	••LATCH,RIM.....	EA	1
25	40	PAOZZ	5320-00-994-7076	MS20613-4P4	96906	••RIVET UNIVERSAL HD, 1/8 IN DIA. X 1/4 IN LG.....	EA	4
25	41	PAFZZ	5340-00-112-1383	4-10-3-0	94222	••FASTENER,PAWL	EA	1
25	42	XBOZZ		68-090	42689	•LATCH,DOOR	EA	2
25	43	XBOZZ		68-080-12	42689	•BOLT,CARRIAGE SPL,OVH,W/HEX NUT AND.....	EA	4
						•LOCKWASHER		
25	44	XBOZZ		68-016-24 TYPEF	42689	•PLATE,LATCH	EA	2
25	45	XBOZZ		6-1-5851-25	81337	•ARM,LATCH	EA	4
25	46	XBOZZ		6-1-5851-14	81337	•PANEL,FRONT	EA 1	
25	47	PAOZZ	5305-00-432-8027	MS51861-22	96906	•SCREW,TAPPING THD FORMING,TYPE A,NO 6 X 1/4.....	EA	2
						IN LG		
25	48	PAHZZ	5305-00-984-6210	MS35206-263	96906	•SCREW,MACHINE PN HD,NO 10-24 UNC-2A X 1/2 IN	EA	6
						LG		
25	49	PAHZZ	5310-00-934-9758	MS35649-202	96906	•NUT,HEX NO 10-24 UNC-28	EA	6
25	50	PAHZZ	5310-00-045-3296	MS35338-43	96906	•WASHER,LOCK SPRING,HELICAL,MEDIUM,NO 10.....	EA	6
25	51	PAOZZ	5305-00-432-4163	MS51861-24	96906	•SCREW,TAPPING THD FORMING, TYPE A, NO 6 X 3/8.....	EA	2
						IN LG		
25	52	XBOZZ		8-120	03481	•NUT, BLIND NO 8-32 UNC-38,hEADLINER MTG	EA	1

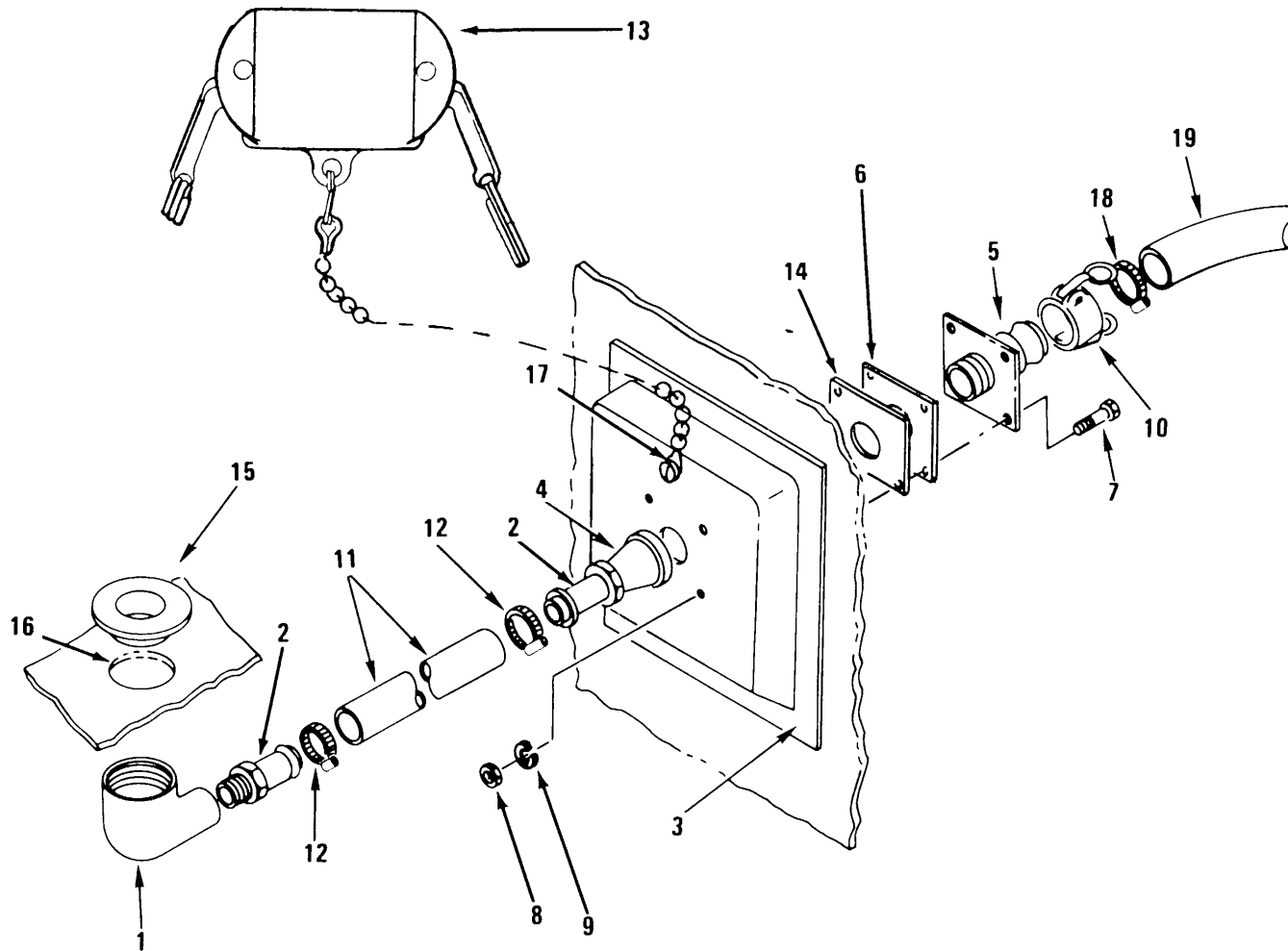


TS 3610-202-34P/26

Figure 26. Sink Assembly

SECTION II

(1) ILLUSTRATION		(2)	(3)	(4)	(5)	(6)	(7)	(8)
(a) FIG. NO.	(b) ITEM NO.	SMR CODE	FEDERAL STOCK NUMBER	PART NUMBER	FSCM	DESCRIPTION <i>USABLE ON CODE</i>	U.M.	QTY INC IN UNIT
26	1	XBHZZ		S135N61/2	35550	SINK, STAINLESS.....	EA	1
26	2	XBHZZ		HF18S	35550	FASTENER MOUNTING, SINK,	EA	12
26	3	XBHZZ		MILS22473	81349	SEALANT, LOCKTITE GRADE C, COLOR BLUE, SINK..... MOUNTING	EA	1

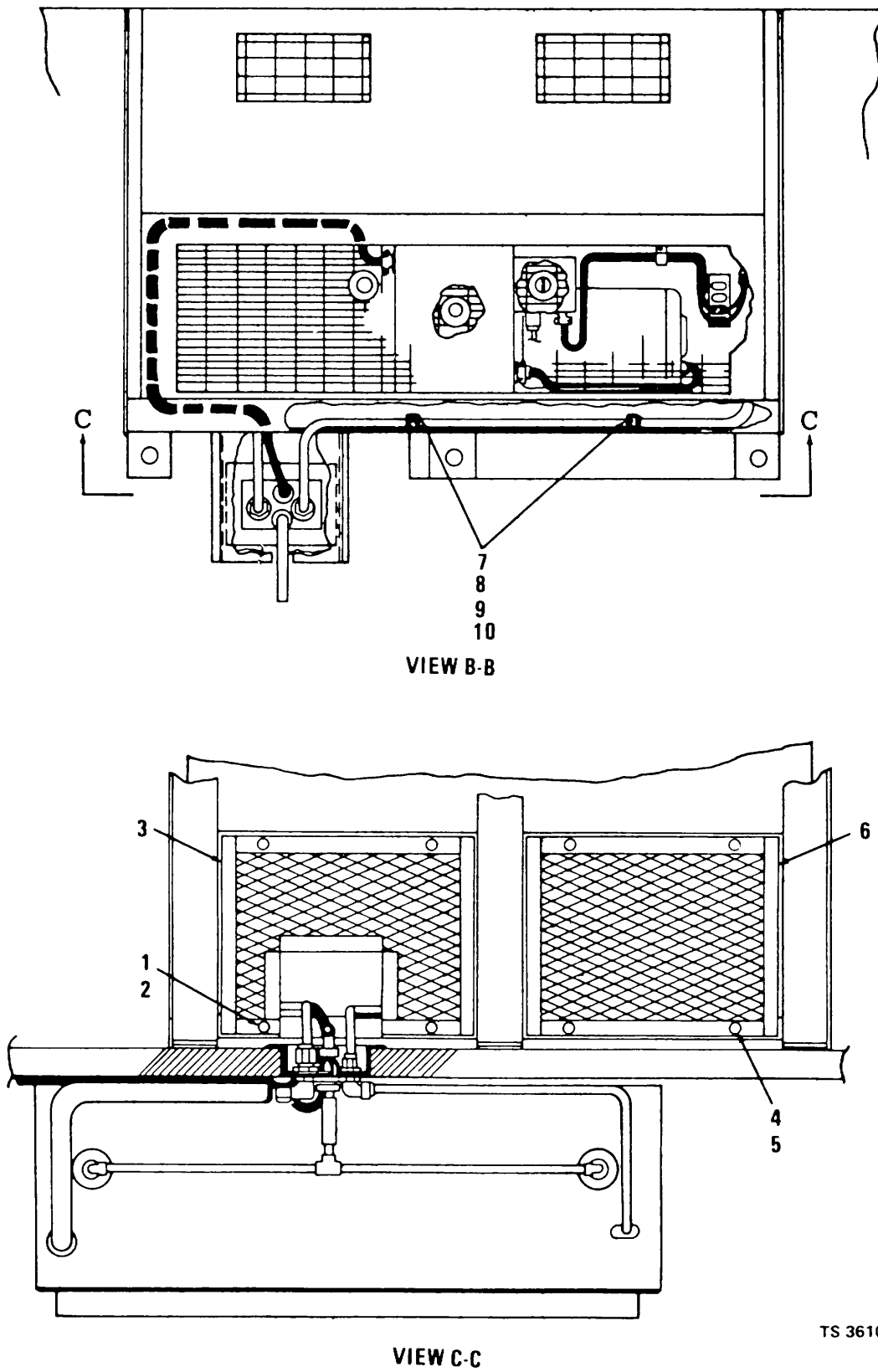


TS 3610-202-34P/27

Figure 27. Sink Drain Assembly

SECTION II

(1) ILLUSTRATION		(2)	(3)	(4)	(5)	(6) DESCRIPTION	(7)	(8) QTY
(a) FIG. NO.	(b) ITEM NO.	SMR CODE	FEDERAL STOCK NUMBER	PART NUMBER	FSCM	USABLE ON CODE	U.M.	INC IN UNIT
27		XBFZZ		6-1-5856	81337	PIPING ASSEMBLY	EA	1
27	1	XBFZZ		6-1-5856-1	81337	•ELBOW, DRAIN 90 DEG, REDUCING, 1-1/2 X 3/4 NPT	EA	1
27	2	XBFZZ		6-1-5856-2	81337	•NIPPLE	EA	2
27	3	XBFZZ		6-1-5856-3	81337	•RECEPTACLE, DRAIN	EA	1
27	4	XBFZZ		6-1-5856-4	81337	•REDUCER PIPE, 1 IN X 3/4 NPT, BRASS 125 LB..... PRESSURE	EA	1
27	5	PAOZZ	4730-00-084-7435	MS527022-5	96906	•COUPLING HALF, MALE, 1 IN.....	EA	1
27	6	XBFZZ		6-1-5856-5	81337	•PLATE, ADAPTER	EA	1
27	7	PAFZZ	5305-00-984-6210	MS35206-263	96906	•SCREW PAN HD, NO 10-24 UNC-2A X 1/2 IN LG.....	EA	4
27	8	PAFZZ	5310-00-934-9758	MS35649-202	96906	•NUT, HEX NO 10-24 UNC-2B.....	EA	4
27	9	PAFZZ	5310-00-045-3296	MS35338-43	969061	•WASHER, LOCK SPRING, NO 10.....	EA	4
27	10	PAOZZ		MS27025-5	96906	•COUPLING HALF, FEMALE 1 IN.....	EA	1
27	11	PAFZZ	4730-00-882-1379	H39	79470	•HOSE LP, 1 IN ID X 12 IN LG, SINK DRAIN.....	FT	2
27	12	XBFZZ		C16P	66295	•CLAMP, HOSE CRES, FOR 1 IN ID RUBBER HOSE	EA	2
27	13	PAOZZ	4730-00-929-0791	MS27028-5	96906	•CAP, DUST Q DISC	EA	1
27	14	XBFZZ		6-1-5856-6	81337	•GASKET PLATE, EXTERIOR DRAIN, 1/16 IN THK X 3 IN..... SQUARE	EA	1
27	15	XBFZZ		6-1-5856-7	81337	•DRAIN BRASS, 1 1/2 IN NPT.....	EA	1
27	16	XBFZZ		6-1-5856-8	81337	SEALER ALUMALASTIC.....	EA	1
27	17	PAOZZ	5305-00-432-4163	MS51861-24	96906	SCREW, TAPPING THD FORMING, TYPE A, NO 6 X 3/8..... IN LG	EA	1
27	18	XBOZZ		C16P	66295	CLAMP, HOSE CRES, FOR 1 IN ID RUBBER HOSE.....	EA	1
27	19	PAOZZ		H39	79470	HOSE LP, 1 IN ID X 48 IN LG, EXTERNAL DRAIN.....	FT	6



TS 3610-202-34P/28 (1)

Figure 28. Air Conditioner (Sheet 1 of 2)

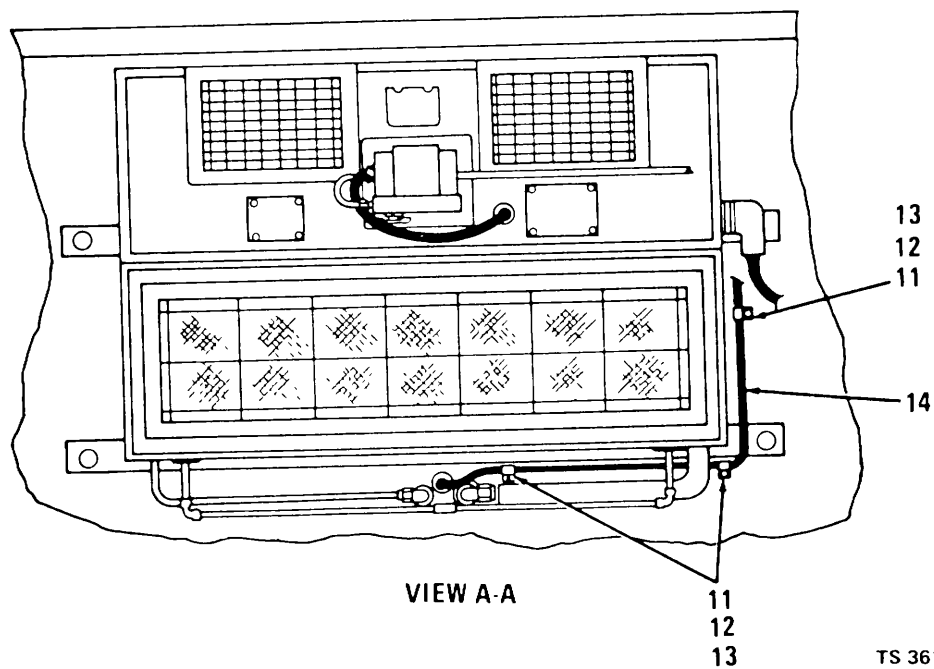
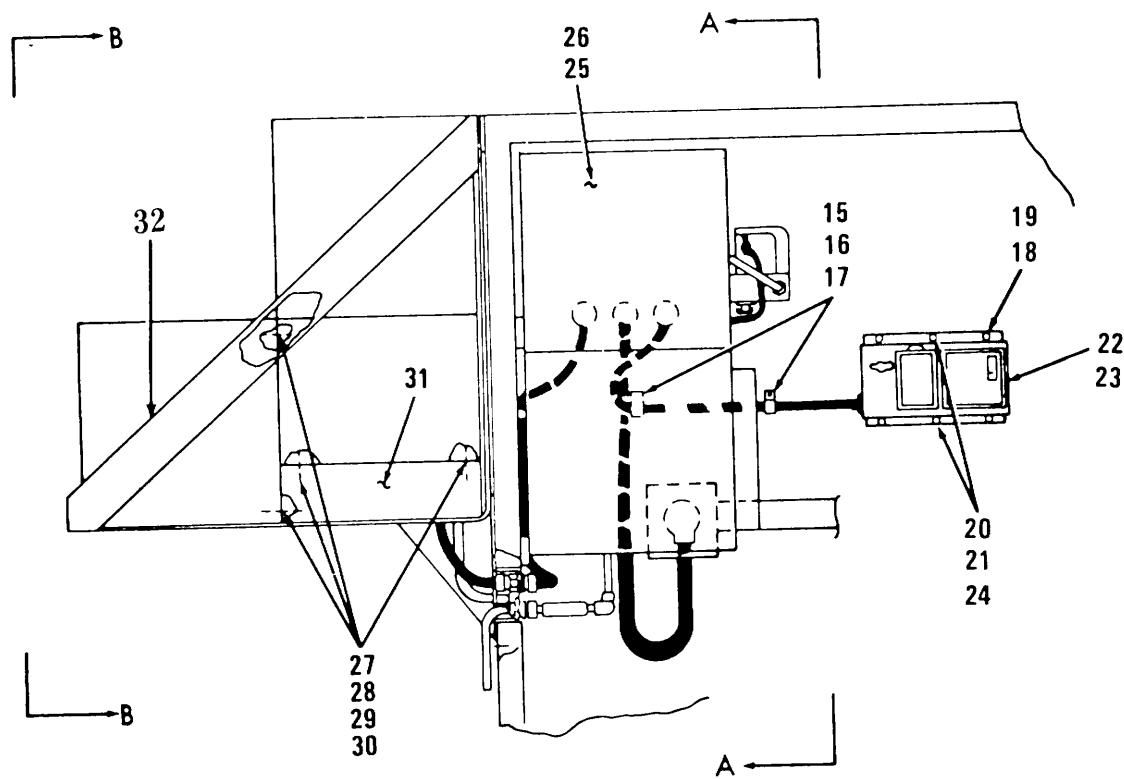
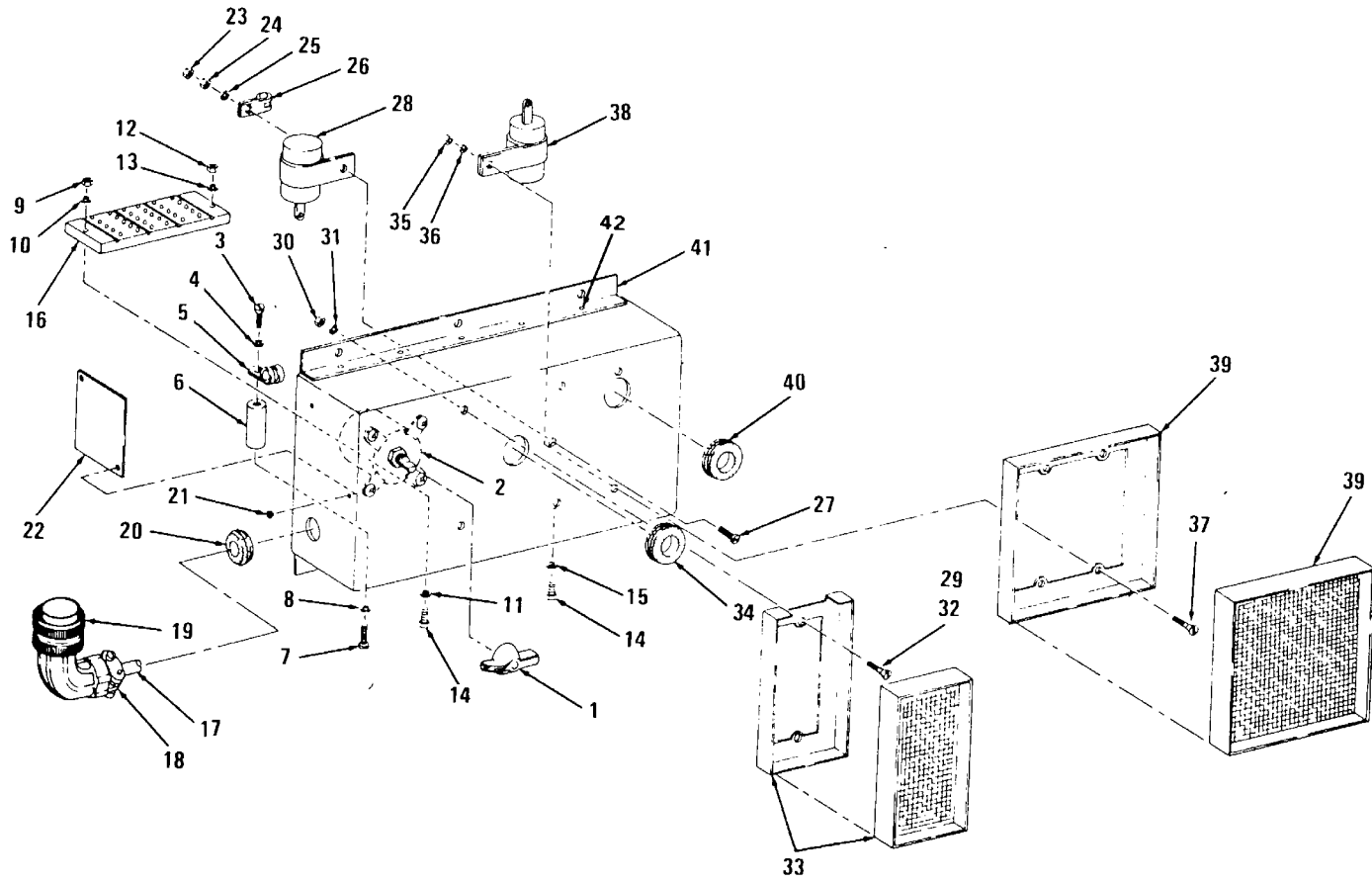


Figure 28. Air Conditioner (Sheet 2 of 2)

SECTION II

(1) ILLUSTRATION		(2)	(3)	(4)	(5)	(6) DESCRIPTION	(7)	(8) QTY
(a) FIG. NO.	(b) ITEM NO.	SMR CODE	FEDERAL STOCK NUMBER	PART NUMBER	FSCM	USABLE ON CODE	U.M.	INC IN UNIT
28		XBHZZ		8703577	81902	GROUP 20 AIR CONDITIONER AND COMPONENTS AIR CONDITIONER MODIFIED FOR END ITEM..... APPLICATION, REFERENCE APPLICABLE TM FOR..... BASIC REPAIR PARTS	EA	1
28	1	PAHZZ	5305-00-993-1848	MS35207-265	96906	•SCREW, MACHINE	EA	4
28	2	PAHZZ	5310-00-809-8546	MS27183-8	96906	•WASHER, FLAT	EA	4
28	3	XBHZZ		7705365-502	81902	•COVER, ASSEMBLY ACCESS	EA	1
28	4	PAHZZ	5305-00-993-1848	MS35207-265	96906	•SCREW, MACHINE	EA	4
28	5	PAHZZ	5310-00-809-8546	MS27183-8	96906	•WASHER, FLAT	EA	4
28	6	XBHZZ		7705365-501	81902	•COVER ASSEMBLY ACCESS	EA	1
28	7	PAHZZ	5310-00-934-9757	MS35649-282	96906	•NUT,PLAIN	EA	2
28	8	PAHZZ	5305-00-954-2728	MS35190-255	96906	•SCREW, MACHINE	EA	2
28	9	PAHZZ	5310-00-809-8544	MS27183-7	96906	•WASHER, FLAT	EA	2
28	10	PAHZZ	5340-00-754-0996	MS21919-6	96906	•CLAMP, LOOP CUSHIONED	EA	2
28	11	PAFZZ	5305-00-754-4451	MS24618-29	96906	•SCREW, MACHINE	EA	3
28	12	PAFZZ	5310-00-809-8544	MS27183-7	96906	•WASHER, FLAT	EA	3
26	13	XBFZZ	5340-00-975-1440	HP6N	09922	•CLAMP, CABLE	EA	3
28	14	XBFZZ		7705364-501	81902	•CABLE ASSEMBLY SPECIAL PURPOSE, BRANCHED, EVAPORATOR TO COMPRESSOR	EA	1
28	15	PAFZZ	5305-00-754-4451	MS24618-29	96906	•SCREW, MACHINE	EA	2
28	16	PAFZZ	5310-00-809-8544	MS27183-7	96906	•WASHER, FLAT	EA	2
28	17	XBFZZ	5340-00-975-1440	HP6N	09922	•CLAMP, CABLE	EA	2
28	18	PAFZZ	5305-00-993-1848'	MS35207-265	96906	•SCREW, MACHINE	EA	2
28	19	PAFZZ	5310-00-809-8546	MS27183-8	96906	•WASHER, FLAT	EA	2
28	20	PAFZZ	5305-00-993-1848	MS35207-265	96906	•SCREW, MACHINE	EA	2
28	21	PAFZZ	5310-00-809-8546	MS27183-8	96906	•WASHER, FLAT	EA	2
28	22	XBFZZ		8703443-501	81902	•BOX ASSEMBLY CONTROL	EA	1
28	23	PAFZZ	5310-00-269-3466	MS27130526	96906	•NUT,PLAIN	EA	2
28	24	PAFZZ	5340-00-781-5804	21-40410-16	94222	•INSERTSCREW, THRD	EA	2
28	25	XHZZ		8703479-501	81902	•EVAPORATOR, SECTION, MODIFIED	EA	1
28	26	XBHZZ		8703460-501	81902	•EVAPORATOR, SECTION, FAN	EA	1
28	27	PAHZZ	5310-00-997-1888	MS3564902252	96906	•NUT,PLAIN	EA	8
28	28	PAHZZ	5310-00-407-9566	MS35338-45	96906	•WASHER, LOCK	EA	8
28	29	PAHZZ	5306-00-225-9089	MS90726-34	96906	•SCREW, CAP	EA	8
28	30	PAHZZ	5310-00-081-4219	MS27183-12	96906	•WASHER, FLAT	EA	8
28	31	XBHZZ		7705235-501	81902	•BOX ASSEMBLY TIE DOWN	EA	1
28	32	XBHZZ		6-1-5854	81337	•SUPPORT ASSEMBLY AIR CONDITIONER	EA	1



TS 3610 202-34P/29

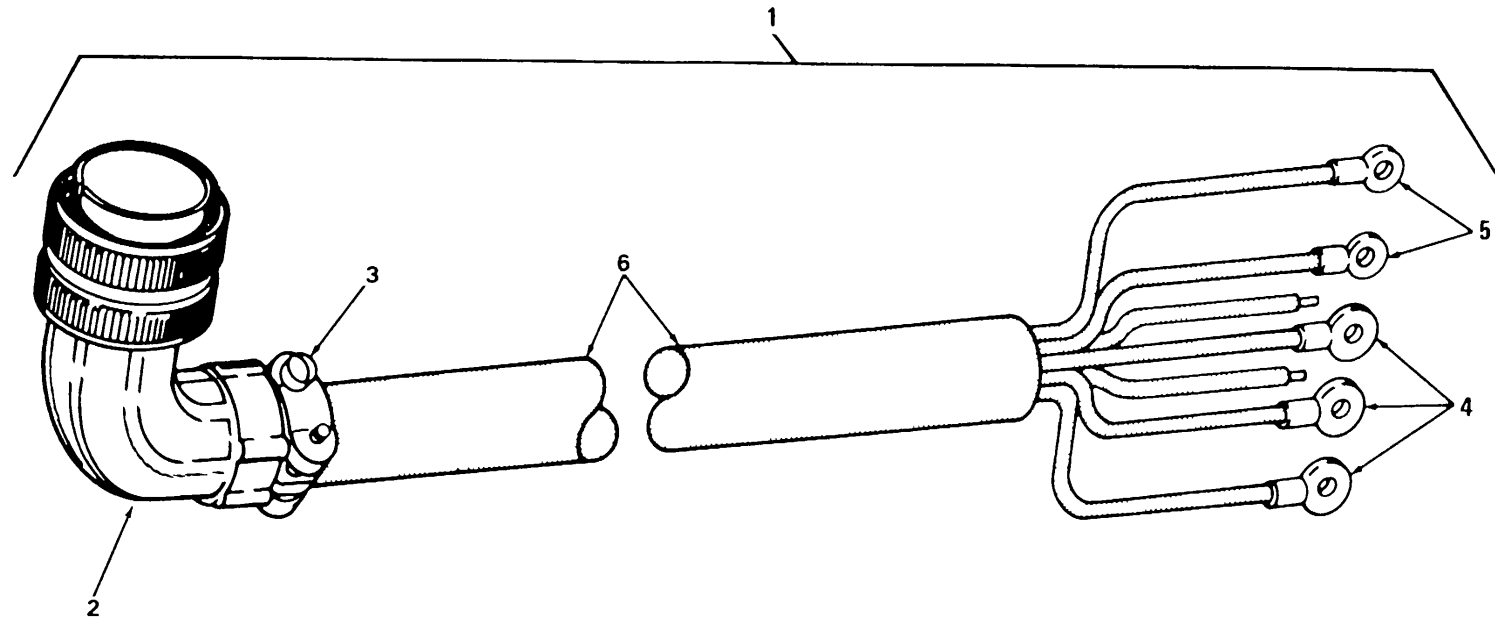
Figure 29. Air Conditioner Control Box

SECTION II

(1) ILLUSTRATION		(2)	(3)	(4)	(5)	(6) DESCRIPTION	(7)	(8) QTY
(a) FIG. NO.	(b) ITEM NO.	SMR CODE	FEDERAL STOCK NUMBER	PART NUMBER	FSCM	USABLE ON CODE	U.M.	INC IN UNIT
29		XBFZZ		7705214-501	81902	CONTROL BOX.....	EA	1
29	1	PAOZZ		80156-584	04009	•KNOB, SWITCH.....	EA	1
29	2	PAFZZ	5930-00-548-9771	82378SD	04009	•SWITCH, ROTARY.....	EA	1
29	3	PAFZZ	5305-00-984-6193	M535206-245	96906	•SCREW, MACHINE.....	EA	1
29	4	PAFZZ	5310-00-559-0070	M535333-38	96906	•WASHER, LOCK.....	EA	1
29	5	PAFZZ	5340-00-543-4394	MC21919DG6	96906	•CLAMP, LOOP CUSHIONED.....	EA	1
29	6	XBFZZ		8367	83330	•INSULATOR, STANDOFF.....	EA	1
29	7	PAFZZ	5305-00-984-6193	MS352C6-245	96906	•SCREW, MACHINE.....	EA	1
29	8	PAFZZ	5310-00-559-0070	MS35333-38	96906	•WASHER, LOCK.....	EA	1
29	9	PAFZZ	5310-00-934-9747	MS35649-262	96906	•NUT, PLAIN.....	EA	1
29	10	PAFZZ	5310-00-045-4007	MS35338-4L	96906	•WASHER, LOCK.....	EA	1
29	11	PAFZZ	5310-00-983-8483	MS271e3-5	96906	•WASHER, FLAT.....	EA	1
29	12	PAFZZ	5310-00-934-9747	MS354, 9-262	96906	•NUT, PLAIN.....	EA	1
29	13	PAFZZ	5310-00-045-4007	MS35338-41	96906	•WASHER, LOCK.....	EA	1
29	14	PAFZZ	5305-00-889-3000	MS35206-230	96906	•SCREW, MACHINE.....	EA	2
29	15	PAFZZ	5310-00-983-8483	MS527183-5	96906	•WASHER, FLAT.....	EA	1
29	16	XBFZZ	5940-00-983-6050	6COA9	75382	•TERMINAL BOARD.....	EA	1
29	17	XBFZZ	6150-00-113-0748	7703428-1	81902	•CABLE, ELECTRICAL.....	EA	1
29	18	PAFZZ	5935-00-223-0572	MS3C57-12A	96906	•CLAMP, CABLE.....	EA	1
29	19	PAFZZ	5935-00-552-3041	MS31C8B20 22SC	96906	•CONNECTOR, PLUG.....	EA	1
29	20	PAFZZ	5325-00-290-6163	MS35489-13	96906	•GROMMET, RUBBER.....	EA	1
29	21	XBFZZ	5325-00-282-8146	SE46	61957	•EYELET, METALLIC.....	EA	2
29	22	XBFZZ		5706021-1	81902	•INSULATOR, PLATE.....	EA	1
29	23	PAFZZ	5310-00-934-9757	MS35649-282	96906	•NUT, PLAIN.....	EA	1
29	24	PAFZZ	5310-00-934-9757	MS35649-282	96906	•NUT, PLAIN.....	EA	1
29	25	PAFZZ	5310-00-013-1052	MS35338-38	96906	•WASHER, LOCK.....	EA	1
29	26	PAFZZ	5340-00-543-4394	MS21919DG6	96906	•CLAMP, LOOP.....	EA	1
29	27	PAFZZ	5305-00-984-6193	MS35206-245	96906	•SCREW, MACHINE.....	EA	1
29	28	PAFZZ	5910-00-504-7418	CA36KFW104	81349	•CAPACITOR.....	EA	1
29	92	PAFZZ	5305-00-059-4553	MS535190-238	96906	•SCREW, MACHINE.....	EA	2
29	30	PAFZZ	5310-00-934-9747	MS3564S-262	96906	•NUT, PLAIN.....	EA	2
29	31	PAFZZ	5310-00-045-4007	MS35338-41	96906	•WASHER, LOCK.....	EA	2
29	32	PAFZZ	5305-00-059-4553	MS351S90-238	96906	•SCREW, MACHINE.....	EA	2
29	33	PAFZZ	6685-00-885-0640	HC101-0-1	65149	•HUMIDISTAT.....	EA	1
29	34	PAFZZ	5325-00-281-1551	M535489-17	96906	•GROMMET, NONMETALLIC.....	EA	1
29	35	PAFZZ	5310-00-934-9747	M435649-262	96906	•NUT, PLAIN.....	EA	4
29	36	PAFZZ	5310-00-045-4007	MS535338-41	96906	•WASHER, LOCK.....	EA	4
29	37	PAFZZ	5305-00-059-4553	M53515C-238	96906	•SCREW, MACHINE.....	EA	4
29	38	PAFZZ	5910-00-882-0556	CA37KFW104	81349	•CAPACITOR.....	EA	1
29	39	PAFZZ	5930-00-792-8243	TC154-C-4	05624	•THERMOSTAT.....	EA	1

SECTION II

(1) ILLUSTRATION		(2)	(3)	(4)	(5)	(6)	(7)	(8)
(a) FIG. NO.	(b) ITEM NO.	SMR CODE	FEDERAL STOCK NUMBER	PART NUMBER	FSCM	DESCRIPTION <i>USABLE ON CODE</i>	U.M.	QTY INC IN UNIT
29	40	PAFZZ	5325-00-281-1557	MS35489-17	96906	•GROMMET, NONMETALLIC	EA	1
29		XBFZZ		8703443-501	81902	•BOX ASSEMBLY	EA	1
29	41	XBFZZ		8703443-2	81902	••ANGLE, BRACKET	EA	2
29	42	XBFZZ	5320-00-770-5565	MD424BS	07707	••RIVET, BLIND	EA	10

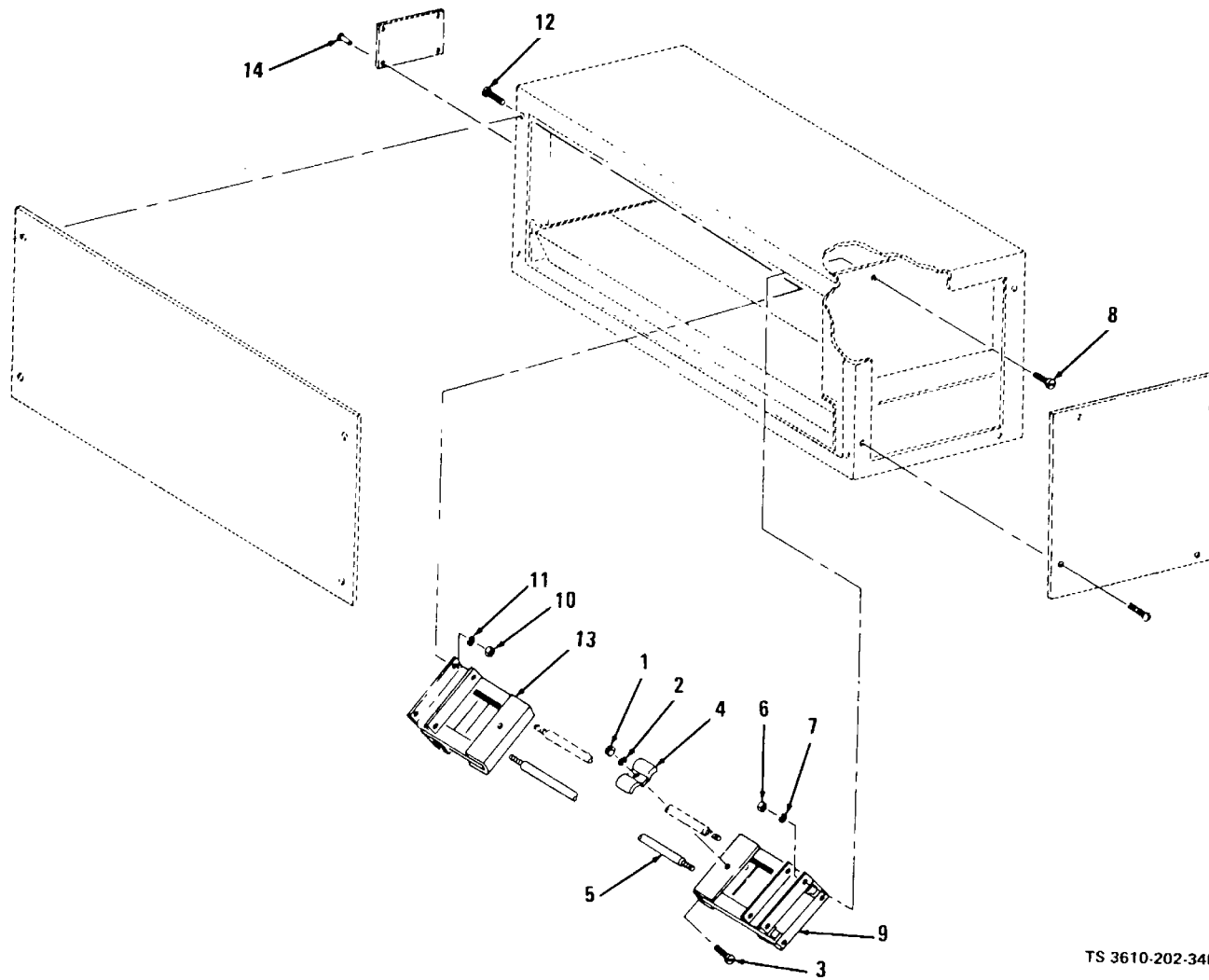


TS 3610-202-34P/30

Figure 30. Special Purpose Electrical Cable Assembly, Evaporator To Compressor

SECTION II

(1) ILLUSTRATION		(2)	(3)	(4)	(5)	(6) DESCRIPTION	(7)	(8) QTY INC IN UNIT
(a) FIG. NO.	(b) ITEM NO.	SMR CODE	FEDERAL STOCK NUMBER	PART NUMBER	FSCM	<i>USABLE ON CODE</i>	U.M.	
30	1	MFFZZ		7705364-501	81902	CABLE ASSEMBLY.....	EA	1
30	2	PAFZZ	5935-00-241-0243	MS3108820-15P	96906	•CONNECTOR PLUG,90 DEGREE ANGLE	EA	1
30	3	PAFZZ	5935-00-283-3394	MS3057-12B	96906	•CLAMP,CABLE	EA	1
30	4	PAFZZ	5940-00-143-4774	MS25036-153	96906	•TERMINAL,LUG	EA	3
30	5	PAFZZ	5940-00-113-8179	MS25036-107	96906	•TERMINAL,LUG	EA	2
30	6	PAFZZ		NW714J	04569	•CABLE,ELECTRICAL 7 CONDUCTOR,AWG NO.14,130..... IN LG	EA	1

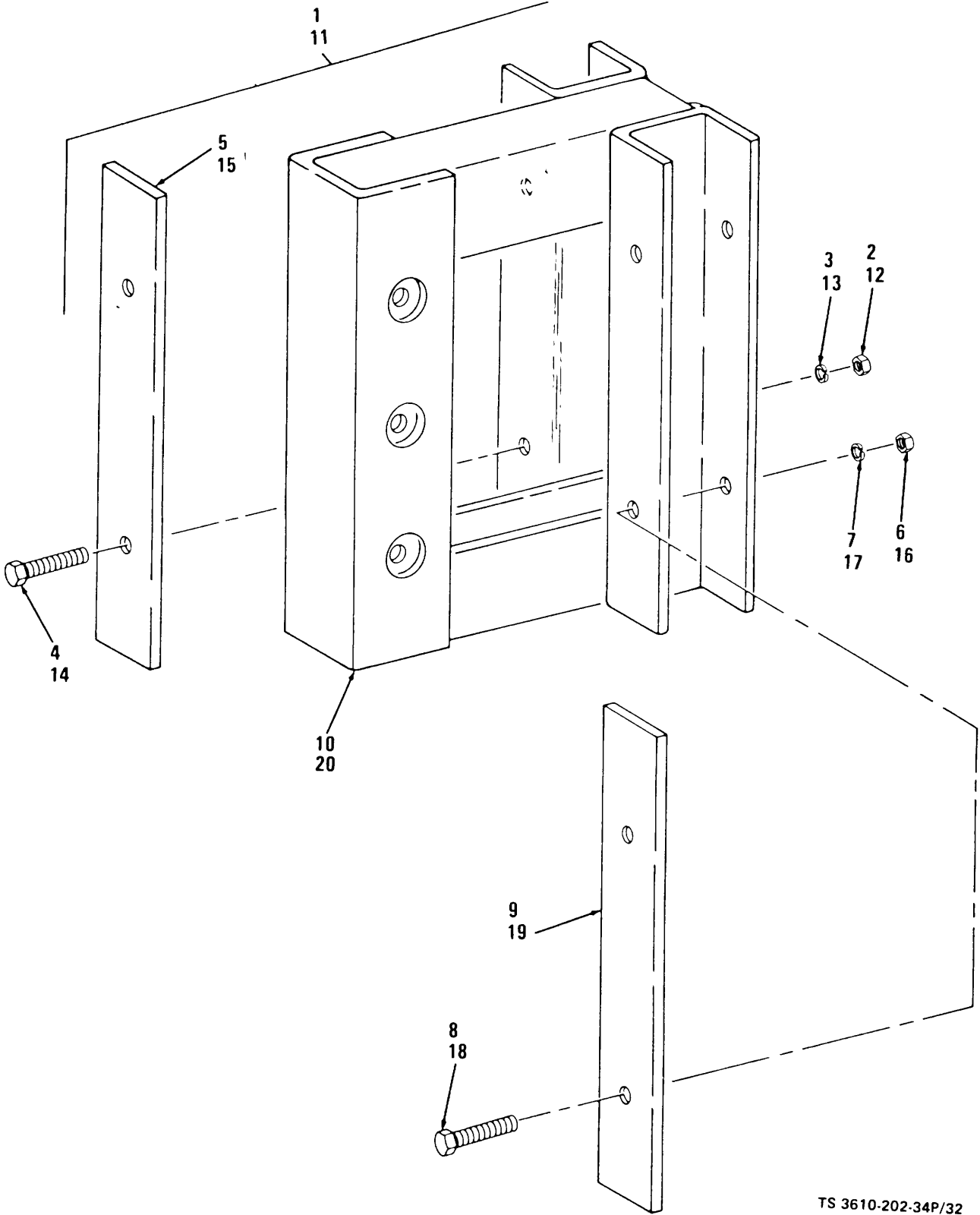


TS 3610-202-34P/31

Figure 31. Heating Elements and Brackets

SECTION II

(1) ILLUSTRATION		(2)	(3)	(4)	(5)	(6) DESCRIPTION	(7)	(8) QTY
(a) FIG. NO.	(b) ITEM NO.	SMR CODE	FEDERAL STOCK NUMBER	PART NUMBER	FSCM	USABLE ON CODE	U.M.	INC IN UNIT
31		XBHZZ		8703479-501	81902	EVAPORATOR,FAN	EA	1
31	1	XBHZZ		511-101800-50	78189	•NUT,EXTENDED LOCK WASHER,HEX,KEPS 10-32	EA	6
31	2	PAHZZ	5310-00-019-0670	MS35333-106	96906	•WASHER,LOCK	EA	12
31	3	PAHZZ	5305-00-989-7435	MS35207-264	96906	•SCREW,MACHINE	EA	6
31	4	PAHZZ	5340-00-113-1603	MTC427	75272	•CLAMP,RETAINING	EA	6
31	5	PAHZZ	4540-00-958-5568	T12845	65586	•HEATING ELEMENT 1000 WATTS, 120 VOLT	EA	6
31	6	PAHZZ	5310-00-934-9751	MS35650-302	96906	•NUT,PLAIN HEX, 10-32	EA	4
31	7	PAHZZ	5310-00-045-3296	MS35338-43	96906	•WASHER,LOCK	EA	4
31	8	PAHZZ	5305-00-989-7434	M535207-263	96906	•SCREW,MACHINE	EA	4
31	9	XBHZZ		7705207-502	81902	•BRACKET,HEATER	EA	1
31	10	PAHZZ	5310-00-934-9751	ME35650-302	96906	•NUT,PLAIN,HEXAGON	EA	4
31	11	PAHZZ	5310-00-045-3296	M535338-43	96906	•WASHER,LOCK	EA	4
31	12	PAHZZ	5305-00-989-7434	MS35207-263	96906	•SCREW,MACHINE	EA	4
31	13	XBHZZ		7705207-503	81902	•BRACKET,HEATER	EA	1
31	14	PAHZZ	5320-00-957-3582	AD42S	07707	•RIVET,BLIND	EA	4



TS 3610-202-34P/32

Figure 32. Heating Element Brackets

SECTION II

(1) ILLUSTRATION		(2)	(3)	(4)	(5)	(6) DESCRIPTION	(7)	(8) QTY
(a) FIG. NO.	(b) ITEM NO.	SMR CODE	FEDERAL STOCK NUMBER	PART NUMBER	FSCM	USABLE ON CODE	U.M.	INC IN UNIT
32	1	XBHZZ		7705207-503	81902	BRACKET,HEATER-RH	EA	1
32	2	PAHZZ	5310-00-934-9751	MS35650-302	96906	•NUT,PLAINHEX	EA	2
32	3	PAHZZ	5310-00-045-3256	MS35338-43	96906	•WASER,LOCK	EA	2
32	4	PAHZZ	5305-00-989-7434	MS35207-263	96906	•SCREW,MACHINE	EA	2
32	5	PAHZZ	4130-00-482-6914	5706022-2	81902	•INSULATOR,PLATE,RH	EA	2
32	6	PAHZZ	5310-00-934-9751	MS35650-302	96906	•NUT,PLAIN,HEXAGON	EA	2
32	7	PAHZZ	5310-00-045-3296	MS3533P-43	96906	•WASHER,LOCK	EA	2
32	8	PAHZZ	5305-00-989-7434	MS35207-263	96906	•SCREW,MACHINE	EA	2
32	9	PAHZZ	4120-00-482-6915	5706022-4	81902	•INSULATOR,PLATE RH	EA	1
32	10	XBHZ		7705207-501	91902	•CHANNEL ASSEMBLY.....	EA	1
32	11	XBHZZ		7705207-502	81902	•BRACKET,HEATER- LH	EA	1
32	12	PAHZZ	5310-00-934-9751	MS35650-302	96906	•NUT,PLAIN,HEX	EA	2
32	13	PAHZZ	5310-00-045-3296	MS35338-43	96906	•WASHER,LOCK	EA	2
32	14	PAHZZ	5305-00-989-7434	MS35207-263	96906	•SCREW,MACHINE	EA	2
32	15	PAHZZ	4120-00-689-5255	5706022-1	81902	•INSULATCR, PLATE; LH	EA	1
32	16	PAHZZ	5310-00-934-9751	MS35650-302	96906	•NUT,PLAIN,HFXAGON.....	EA	2
32	17	PAHZZ	5310-00-045-3296	MS35338-43	96906	•WASHER,LOCK	EA	2
32	18	PAHZZ	5305-00-989-7434	MS35207-263	969J6	•SCREW,MACHINE	EA	2
32	19	PAHZZ		5706022-3	81902	•INSULATOR,PLATE LH.....	EA	1
32	20	XBHZZ		7705207-501	81902	•CHANNEL ASSEMBLY.....	EA	1

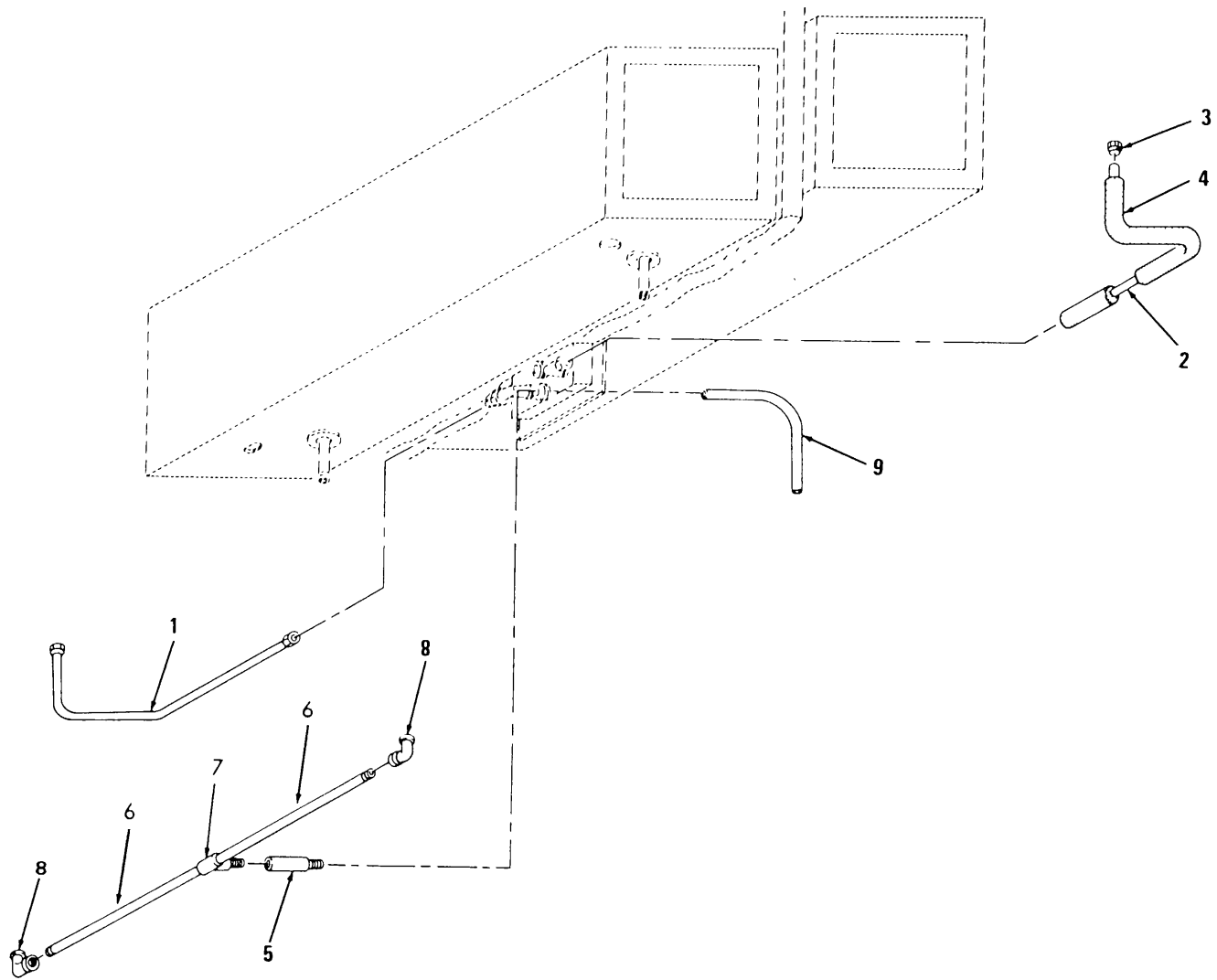
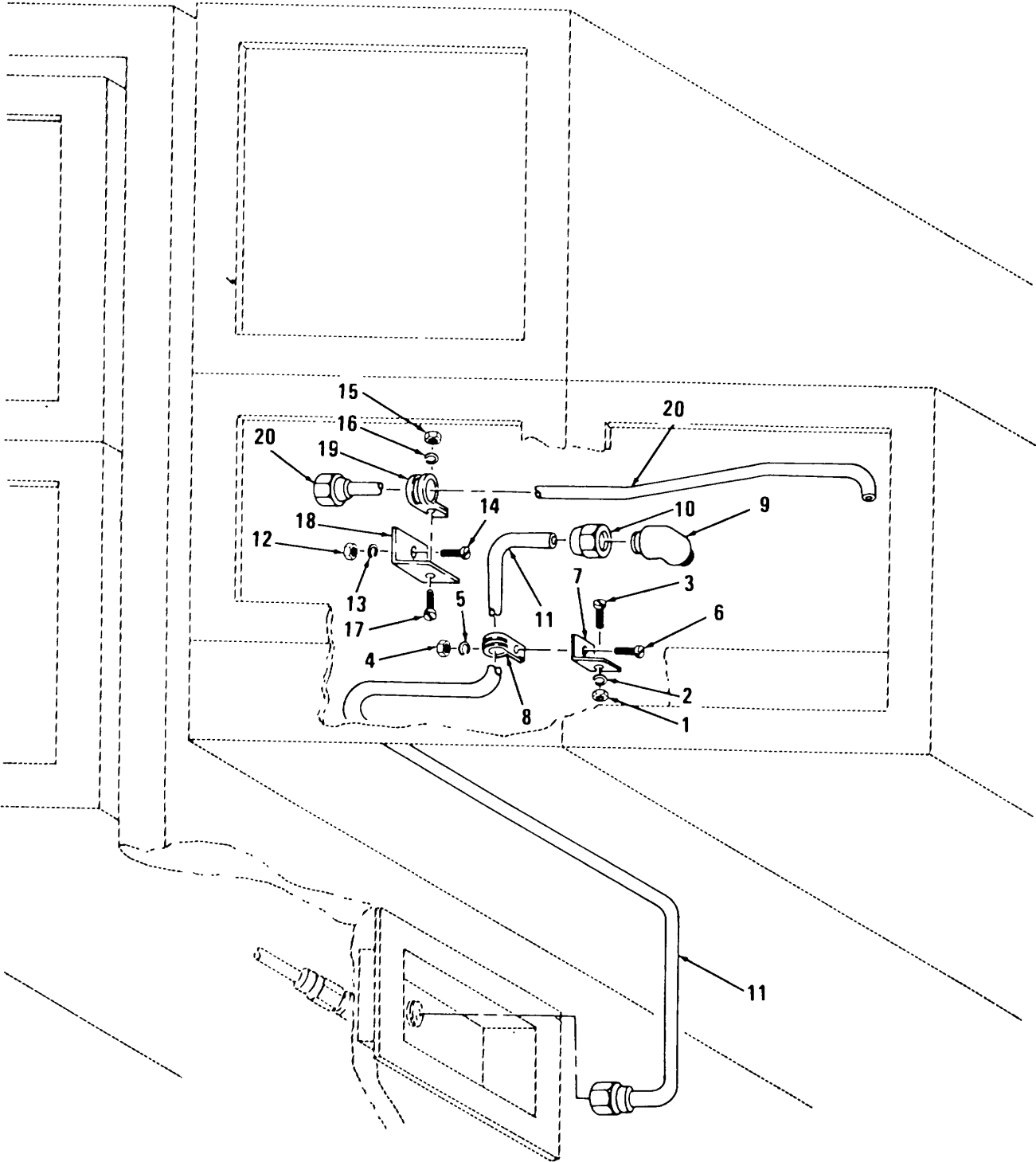


Figure 33. Condensate and Refrigeration Tubing Assemblies

TS 3610-202-34P/33

SECTION II

(1) ILLUSTRATION		(2)	(3)	(4)	(5)	(6) DESCRIPTION	(7)	(8) QTY
(a) FIG. NO.	(b) ITEM NO.	SMR CODE	FEDERAL STOCK NUMBER	PART NUMBER	FSCM	USABLE ON CODE	U.M.	INC IN UNIT
33	1	MFFZZ		5706104-501	81902	TUBING ASSEMBLY (BULKHEAD FITTING TO HISIDE..... EVAPORATOR) MANUFACTURE FROM:.....	EA	1
33		PAFZZ	4710-00-203-3172	WWT775	81348	•TUBING 3/8 OD X 32 INCHES LONG	FT	3
33		PAFZZ	4730-00-952-3119	11240409-19	17773	•NUT,TUBE COUPLING	EA	1
33		PAFZZ		6TXB	09523	•SLEEVE	EA	1
33		PAFZZ	4730-00-189-2739	A5052	41947	•NUT	EA	1
33	2	PAFZZ	4710-00-203-3174	KWT775	81348	TUBING, METAL.....	FT	3
33	3	PAFZZ	4730-00-198-2742	A5157	41947	NUT, SLEEVE.....	EA	1
33	4	XBFZZ		R180HASTMSB E41-4 2	82942	INSULATION SLEEVING THERMAL.....	EA	1
33	5	XBFZZ		7705368-2	81902	TUBE, COUPLING.....	EA	1
33	6	MFFZZ		5706107-501	81902	TUBING ASSY, METAL MANUFACTURE FROM:	EA	1
33		PAFZZ	4710-00-203-3172	WWT775	81348	•TUBING 12 IN.REQUIRED.....	FT	3
33		PAFZZ	4710-00-203-3173	WWT775	81348	•TUBING,METAL 16 3-8 INCHES REQUIRED	FT	1
33	7	PAFZZ		W1006	81902	TEE	EA	1
33	8	PAFZZ	4730-00-689-1288	8EB12B	45681	ELBOW, TUBE	EA	2
33	9	PAFZZ	4710-00-203-3173	WWT775	81348	TUBING,METAL.....	FT	1

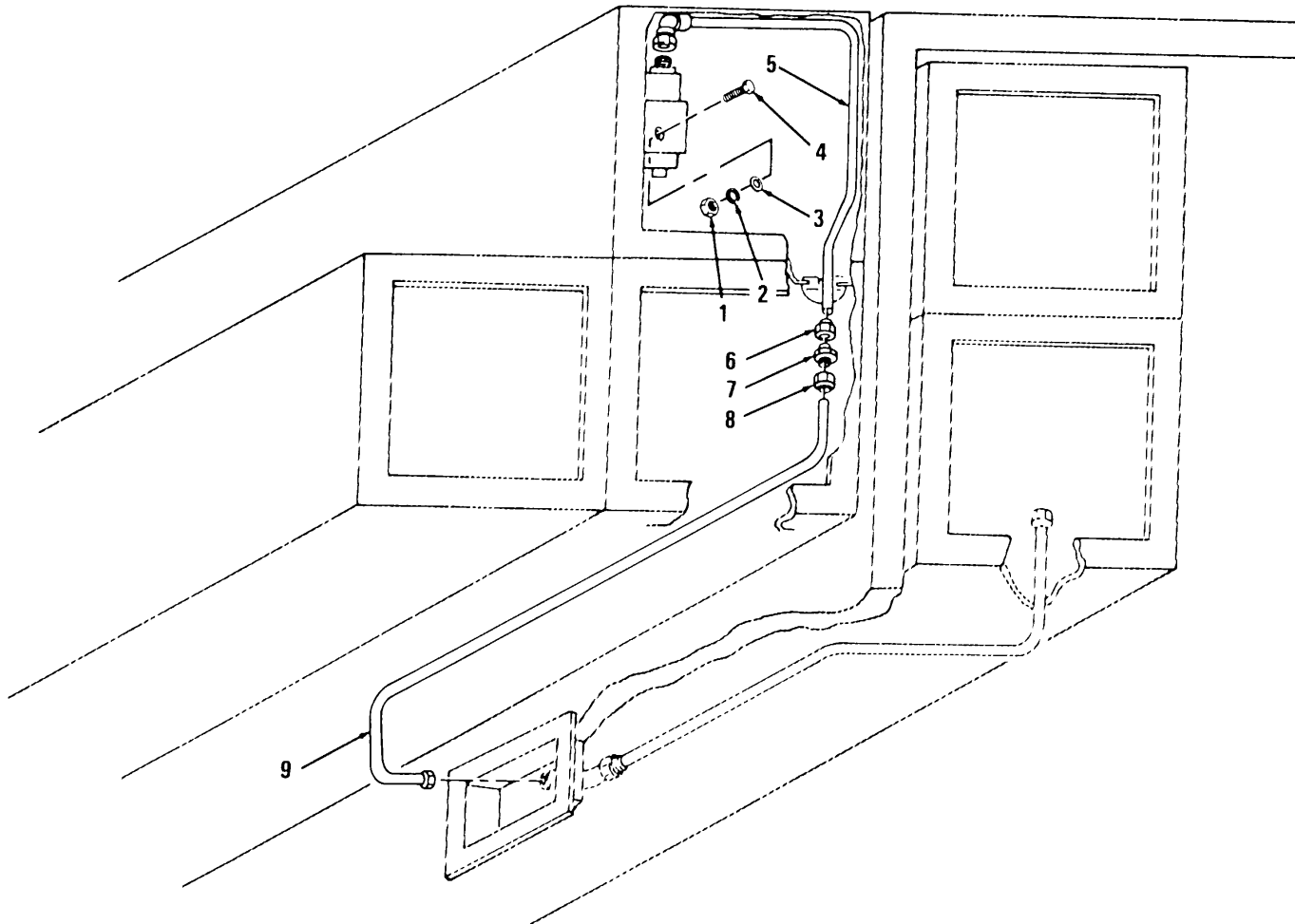


TS 3610-202-34P/34

Figure 34. Refrigeration Tubing Assemblies

SECTION II

(1) ILLUSTRATION		(2)	(3)	(4)	(5)	(6) DESCRIPTION	(7)	(8) QTY
(a) FIG. NO.	(b) ITEM NO.	SMR CODE	FEDERAL STOCK NUMBER	PART NUMBER	FSCM	USABLE ON CODE	U.M.	INC IN UNIT
34	1	PAFZZ	5310-00-934-9757	MS535649-282	96906	NUT,PLAIN,HEXAGON.....	EA	1
34	2	PAFZZ	5310-00-045-3299	MS35338-42	96906	WASHER, LOCK.....	EA	1
34	3	PAFZZ	5305-00-984-6193	MS35206-245	96906	SCREW, MACHINE.....	EA	1
34	4	PAFZZ	5310-00-934-9757	MS35649-282	96906	NUT, PLAIN, HEXAGON.....	EA	1
34	5	PAFZZ	5310-00-045-3299	MS35338-42	96906	WASHER, LOCK.....	EA	1
34	6	PAFZZ	5305-00-984-6193	MS35206-245	96906	SCREW, MACHINE.....	EA	1
34	7	XBFZZ		5706176-2	81902	BRACKET, ANGLE.....	EA	1
34	8	XBFZZ	5340-00-621-3297	MS21919-10	96906	CLAMP, LOOP CUSHIONED.....	EA	1
34	9	PAFZZ	4730-00-954-2638	A6611	41947	ELBCW, TUBE.....	EA	1
34	10	PAFZZ	4730-00-189-2742	A5157	41947	NUT, COUPLING.....	EA	1
34	11	XBFZZ	4710-00-203-3174	57061C3	81902	TUBING,METAL.....	FT	1
34	12	PAFZZ	5310-00-934-9757	MS35649-282	96906	NUT, PLAIN, HEXAGON.....	EA	1
34	13	PAFZZ	5310-00-045-3299	MS35338-42	96906	WASHER, LOCK.....	EA	1
34	14	PAFZZ	5305-00-984-6153	MS35206-245	96906	SCREW MACHINE.....	EA	1
34	15	PAFZZ	5310-00-934-9757	MS35649-282	96906	NUT, PLAIN HEXAGON.....	EA	1
34	16	PAFZZ	5310-00-045-3299	MS535338-42	96906	WASHER, LOCK.....	EA	1
34	17	PAFZZ	5305-00-984-6193	MS35206-245	96906	SCREW,MACHINE.....	EA	1
34	18	XBFZZ		5706176-2	81902	BRACKET, ANGLE.....	EA	1
34	19	XBFZZ	5340-00-621-3291	MS21919-10	96906	CLAMP, LOOP CUSHIONED.....	EA	1
34	20	MFFZZ		5706101-501	81902	TUBING ASSY, METAL MANUFACTURE FROM:.....	EA	1
34		PAFZZ	4730-00-189-2741	A5053	41947	•NUT, COMPRESSION.....	EA	1
34		PAFZZ	4710-00-203-3173	WWT775	81349	•TUBING,METAL 25 1-2 IN.REQUIREO.....	FT	1

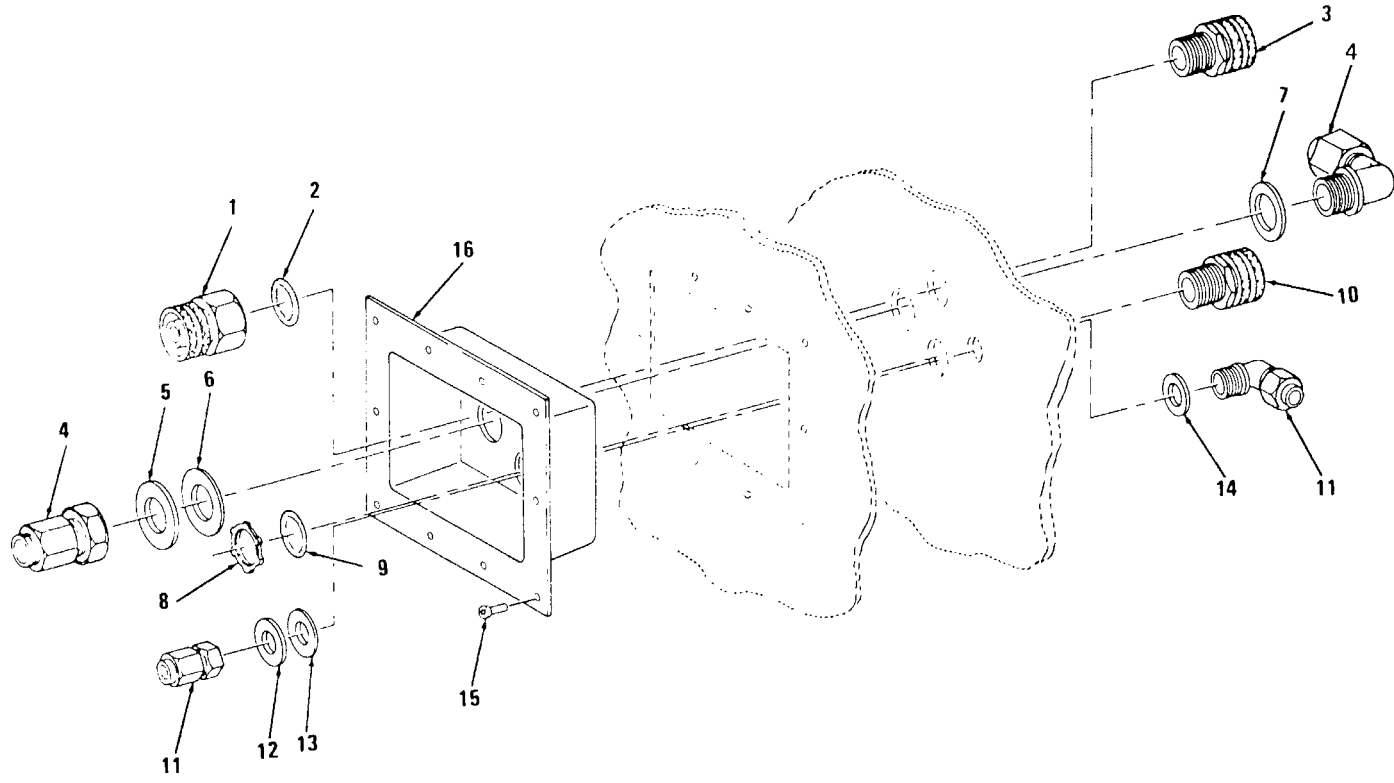


TS 3610-202-34P/35

Figure 35. Refrigeration Tubing Assemblies

SECTION II

(1) ILLUSTRATION		(2)	(3)	(4)	(5)	(6) DESCRIPTION	(7)	(8) QTY
(a) FIG. NO.	(b) ITEM NO.	SMR CODE	FEDERAL STOCK NUMBER	PART NUMBER	FSCM	USABLE ON CODE	U.M.	INC IN UNIT
35	1	PAFZZ	5310-00-934-9757	MS35645-282	96906	NUT, PLAIN, HEXAGON.....	EA	1
35	2	PAFZZ	5310-00-045-3299	MS35338-42	96906	WASHER, LOCK.....	EA	1
35	3	PAFZZ	5310-00-809-8544	MS27183-7	96906	WASHER, FLAT	EA	1
35	4	PAFZZ	5305-00-958-0340	MS35207-247	96906	SCREW, MACHINE	EA	1
35	5	MFFZZ	I	5706102-501	81902	TUBING ASSY, METAL MANUFACTURE FROM.....	EA	1
35		PAFZZ	4730-00-189-2739	A5052	41947	•NUT	EA	1
35		PAFZZ	4710-00-203-3172	WWT775	81348	•TUBING,METAL 2 IN.REQUIRED	FT	1
35		PAFZZ	4730-00-254-6449	W2017	41947	•ELBOW.....	EA	1
35		XBFZZ	4710-00-203-3172	WWT775	81349	•TUBING,METAL 38 IN.PEQUIRED	FT	1
35	6	PAFZZ	4730-00-189-2739	A5052	41947	NUT, TUBE, COUPLING	EA	1
35	7	PAFZZ	4730-00-265-6911	P17507	05415	UNION, TUBE	EA	1
35	8	PAFZZ	4730-00-189-273S	A5052	41947	NUT, TUBE, COUPLING	EA	1
35	9	PAFZZ	4710-00-203-3172	WWT775	81349	TUBING,METAL 3/8 OD X 50 IN LG,BULKHEAD HI SIDEEA TC UNION HI SIDE	1	

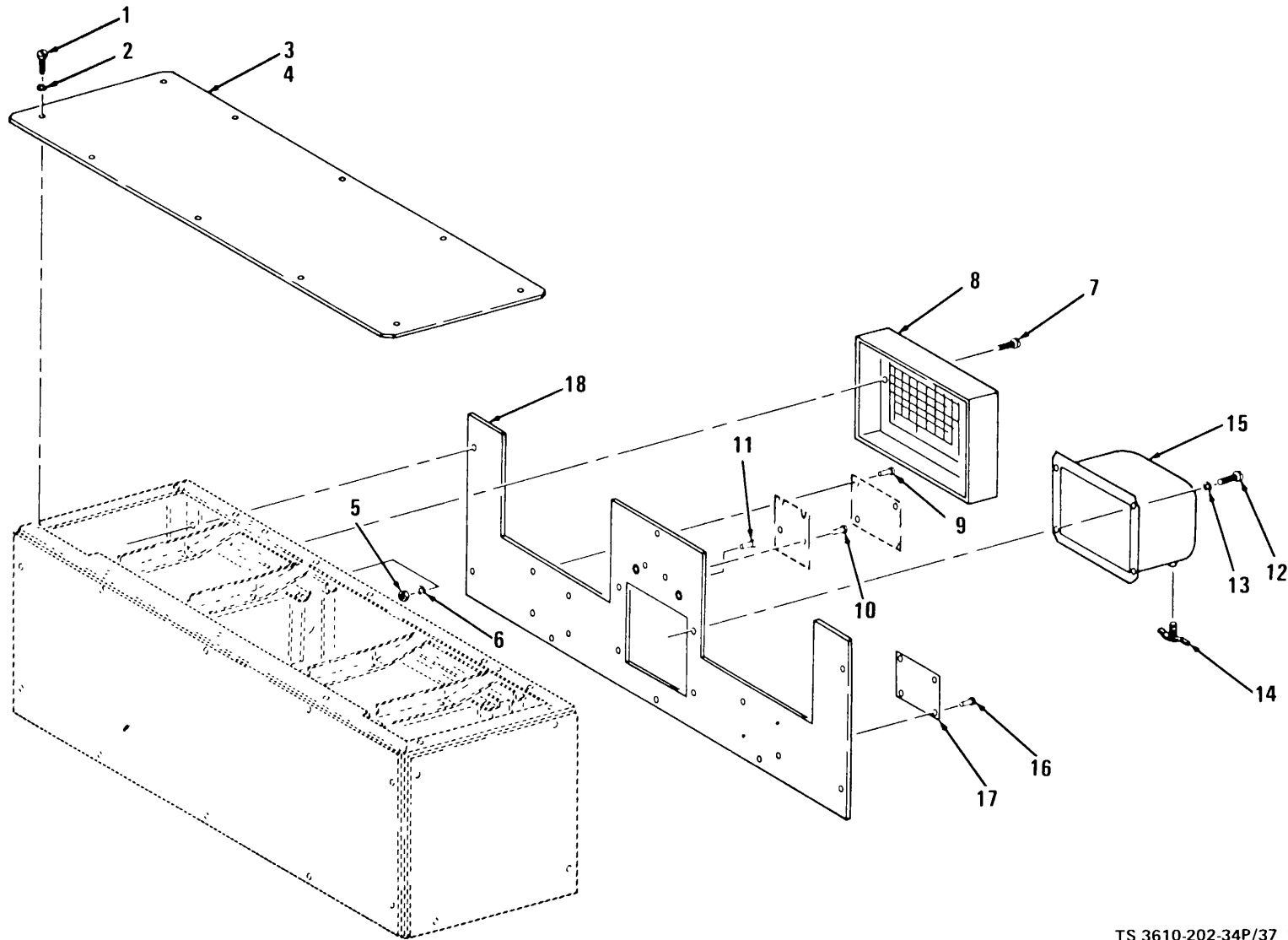


TS 3610-202-34P/36

Figure 36. Condensate and Refrigeration Tubing Panel

SECTION II

(1) ILLUSTRATION		(2)	(3)	(4)	(5)	(6)	(7)	(8)
(a) FIG. NO.	(b) ITEM NO.	SMR CODE	FEDERAL STOCK NUMBER	PART NUMBER	FSCM	DESCRIPTION USABLE ON CODE	U.M.	QTY INC IN UNIT
36		XBFZZ		7705363-501	81902	PANEL, RECESSED TUBE	EA	1
36	1	XDFZZ	5975-00-479-0330	DBF9	49367	•BOX CONNECTOR, ELECT	EA	1
36	2	PAFZZ	5330-00-588-0892	5262	59730	•PACKING, PREFORMED AND RETAINER	EA	1
36	3	XBFZZ	5975-00-519-9060	DB9	49367	•BOX CONNECTOR, ELECT	EA	1
36	4	PAFZZ	4730-00-494-1333	10WEBTXB	09523	•ELBOW, UNION BULKHEAD.....	EA	1
36	5	XBFZZ		5706167-4	81902	•WASHER, FLAT	EA	1
36	6	XBFZZ		5706170-2	81902	•WASHER, NONMETALLIC	EA	1
36	7	XBFZZ		5706167-3	81902	•WASHER, FLAT	EA	1
36	8	XBFZZ	5975-00-152-1075	141	59730	•LOCKNUT	EA	1
36	9	PAFZZ	5330-00-588-0892	5262	59730	•O-RING, AND	EA	1
36	10	XBFZZ	5S75-00-519-9060	DB9	49367	•BOX CONNECTOR,ELECT	EA	1
36	11	PAFZZ	4730-00-4S4-1423	6WEBTXB	09523	•ELBOW, UNION BULKHEAD.....	EA	1
36	12	XBFZZ		5706167-2	81902	•WASHER, FLAT	EA	1
36	13	XBFZZ		5706170-1	81902	•WASHER, NONMETALLIC	EA	1
36	14	XBFZZ		5706167-1	81902	•WASHER, FLAT	EA	1
36	15	XBHZZ	5320-00-066-2528	AD53BS	90030	•RIVET, BLIND	EA	10
36	16	XBFZZ		7705361-1	81902	•PANEL,RECESSED	EA	2



TS 3610-202-34P/37 1

Figure 37. Fan Evaporator Section (Sheet 1 of 3)

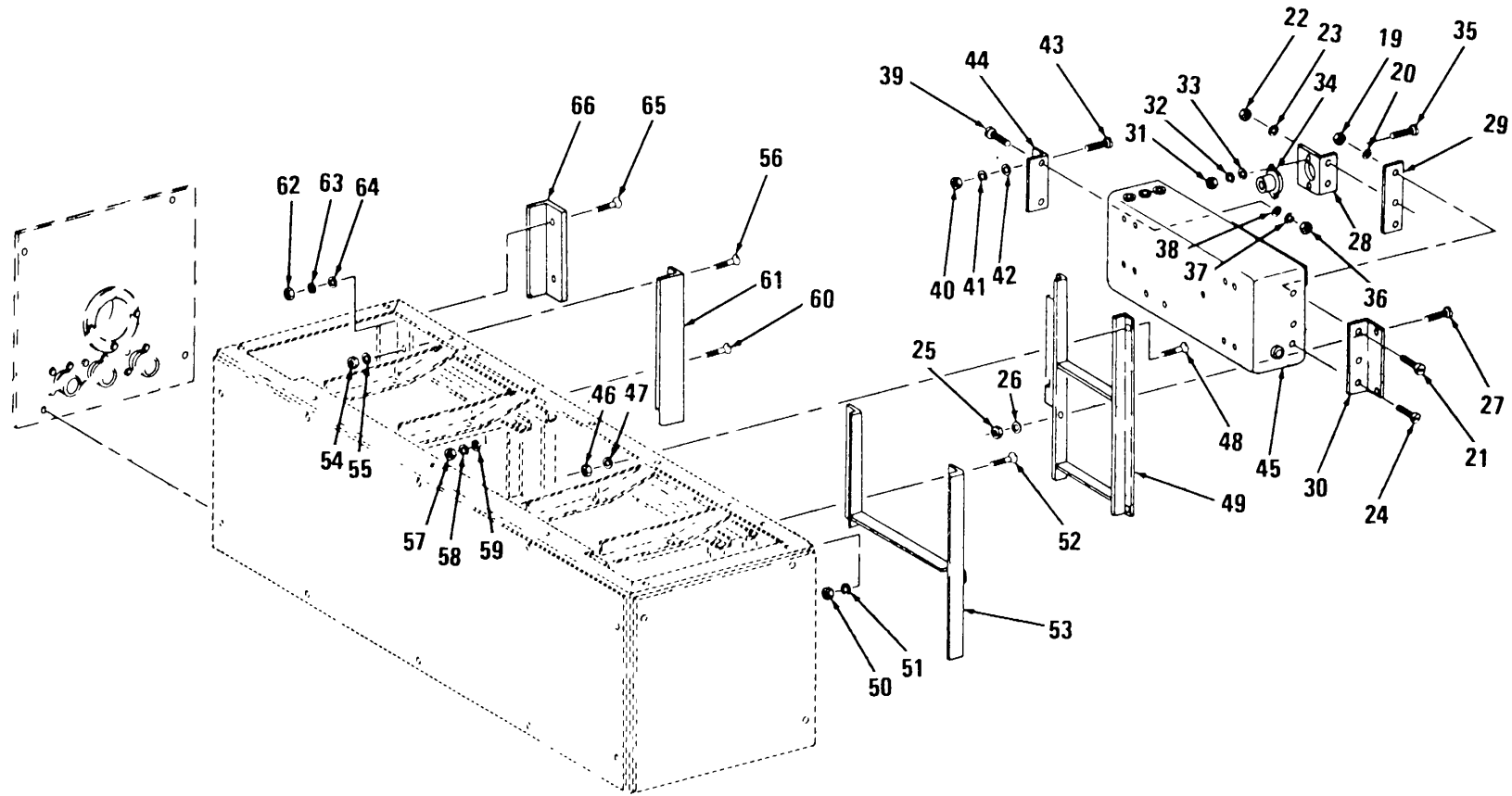


Figure 37. Fan Evaporator Section (Sheet 2 of 3)

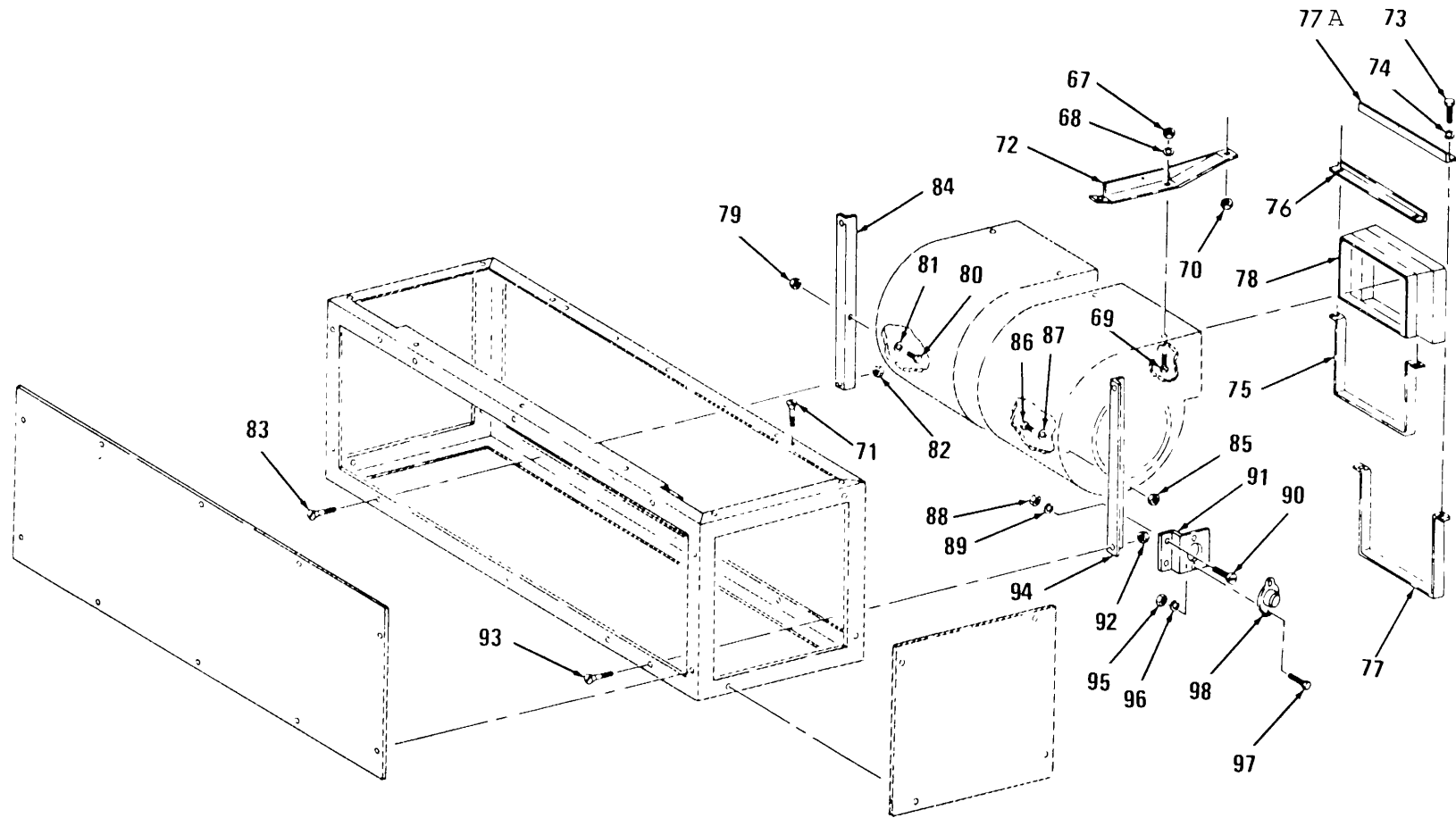


Figure 37. Fan Evaporator Section (Sheet 3 of 3)

SECTION II

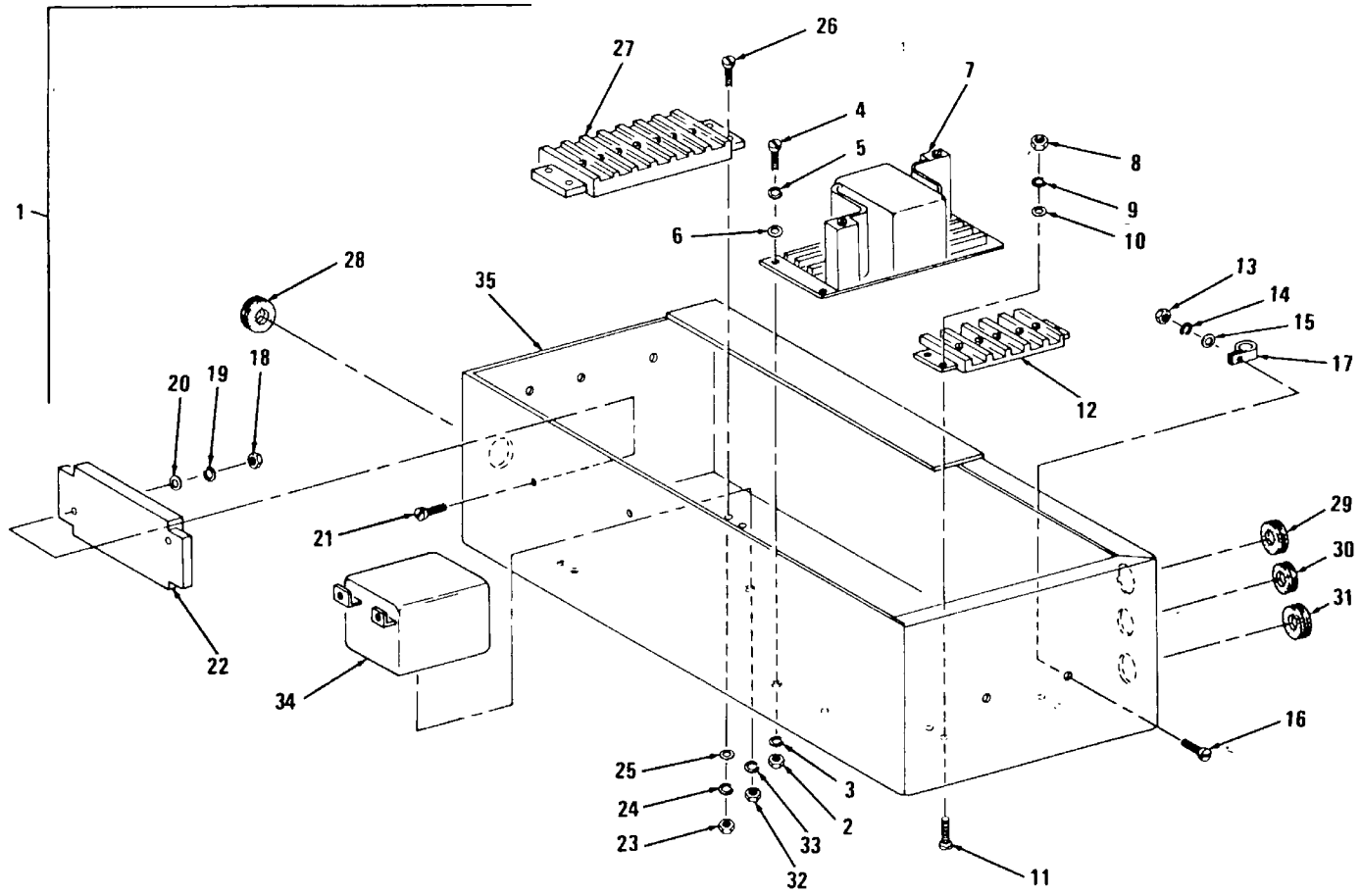
(1) ILLUSTRATION		(2)	(3)	(4)	(5)	(6) DESCRIPTION	(7)	(8) QTY
(a) FIG. NO.	(b) ITEM NO.	SMR CODE	FEDERAL STOCK NUMBER	PART NUMBER	FSCM	USABLE ON CODE	U.M.	INC IN UNIT
37		XBHZZ		8703460-501	81902	EVAPORATOR SECTION	EA	1
37	1	PAHZZ	5305-00-754-4451	MS24618-29	96906	SCREW,TAPPING THREAD FORMING	EA	12
37	2	PAFZZ	5310-00-934-8544	MS27183-7	96906	WASHER,FLAT	EA	12
37	3	XBHZZ		7705234-2	81902	•GASKET,COVER	EA	1
37	4	XBHZZ		7705234-1	81902	•COVER, TOP	EA	1
37	5	PAOZZ	5310-00-934-9757	MS35649-282	96906	•NUT, PLAIN, HEXAGON	EA	2
37	6	PAOZZ	5310-00-045-3299	MS535338-42	96906	•WASHER, LOCK	EA	2
37	7	PAOZZ	5305-00-954-2728	MS35190-255	96906	•SCREW, MACHINE	EA	2
37	8	XBOZZ		EDDV3-3-4	00732	•GRILL, AGITAIR	EA	2
37	9	PAOZZ	5320-00-957-3582	AD42S	07707	•RIVET, BLIND	EA	4
37	10	PAOZZ		AD4ZS	07707	•RIVET, BLIND	EA	2
37	11	PAOZZ	5320-00-770-5111	AD41ABS	07707	•RIVETS BLIND	EA	2
37	12	PAFZZ	5305-00-984-6193	MS35206-245	96906	•SCREW, MACHINE	EA	4
37	13	PAFZZ	5310-00-045-3299	MS35338-42	96906	•WASHER, LOCK	EA	4
37	14	PAOZZ	4820-00-275-2224	MS35783-1	96906	•DRAIN COCK	EA	1'
37	15	XBZZ	4520-00-111-5231	MCDEL65	25795	•HUMIDIFIER	EA	1
37	16	PAFZZ		AD4ZS	07707	•RIVET, BLIND	EA	4
37	17	XBOZZ		5706178	81902	•PLATE	EA	1
37	18	XBOZZ		8703446-501	81902	•PANEL,FRONT	EA	1
37	19	PAFZZ	5310-00-934-9757	MS35649-282	96906	•NUT, PLAIN, HEXAGON	EA	2
37	20	PAFZZ	5310-00-045-3299	MS35338-42	96906	•WASHER, LOCK	EA	2
37	21	PAFZZ	5305-00-984-6194	MS35206-246	96906	•SCREW, MACHINE	EA	2
37	22	PAFZZ	5310-00-934-9757	MS35649-282	96906	•NUT, PLAIN, HEXAGON	EA	2
37	23	PAFZZ	5310-00-809-8544	MS27183-7	96906	•WASHER, FLAT	EA	2
37	24	PAFZZ	5305-00-984-6194	MS35206-246	96906	•SCREW, MACHINE	EA	2
37	25	PAFZZ	5310-00-934-9757	MS535649-282	96906	•NUT, PLAIN HEXAGON	EA	2
37	26	PAFZZ	5310-00-809-8544	MS27183-7	96906	•WASHER, FLAT	EA	2
37	27	PAFZZ	5305-00-954-2728	MS35190-255	96936	•SCREW, MACHINE	EA	2
37	28	PAHZZ		5706014	81902	•BRACKET, ANGLE	EA	1
37	29	XBHZZ		5706044	81902	•SPACER, PLATE	EA	1
37	30	XBHZZ		5706011	81902	•BRACKET, ANGLE	EA	1
37	31	PAFZZ	5310-00-934-9747	MS35649-262	96906	•NUT, PLAIN, HEXAGON	EA	2
37	32	PAFZZ	5310-00-045-4007	MS35338-41	96906	•WASHER,LOCK	EA	2
37	33	PAHZZ	5310-00-983-8483	MS27183-5	96906	•WASHER, FLAT	EA	2
37	34	PAFZZ	5935-00-502-1915	7474	74545	•CONNECTOR	EA	1
37	35	PAFZZ	5305-00-879-3000	MS35206-230	96906	•SCREW, MACHINE	EA	2
37	36	PAFZZ	5310-00-934-9757	MS35649-282	96906	•NUT, PLAIN, HEXAGON	EA	2
37	37	PAFZZ	5310-00-045-3299	MS35338-42	96906	•WASHER, LOCK	EA	2
37	38	PAFZZ	5310-00-984-8544	MS27183-7	96906	•WASHER, FLAT	EA	5
37	39	PAFZZ	5305-00-984-6194	MS35206-246	96906	•SCREW, MACHINE	EA	2

SECTION II

(1) ILLUSTRATION		(2) SMR CODE	(3) FEDERAL STOCK NUMBER	(4) PART NUMBER	(5) FSCM	(6) DESCRIPTION USABLE ON CODE	(7) U.M.	(8) QTY INC IN UNIT
(a) FIG. NO.	(b) ITEM NO.							
37	40	PAFZZ	5310-00-934-9757	MS35649-282	96906	•NUT, PLAIN, HEXAGON	EA	2
37	41	PAFZZ	5310-00-045-3299	MS35338-42	96906	•WASHER, LOCK	EA	2
37	42	PAFZZ	5310-00-809-8544	MS27183-7	96906	•WASHER, FLAT	EA	2
37	43	PAFZZ	5305-00-984-6193	MS35206-245	96906	•SCREW, MACHINE	EA	3
37	44	XBHZZ		5706013	81902	•BRACKET, ANGLE	EA	1
37	45	XBHZZ		8703459-501	81902	•BOX ASSY, TERMINAL	EA	1
37	46	XBHZZ	5310-00-984-6610	79NTE040	72962	•NUT, SELF LOCKING	EA	1
37	47	PAHZZ		MS27183-10	96906	•WASHER, FLAT	EA	1
37	48	PAHZZ	5305-00-958-5246	MS35190-289	96906	•SCREW, MACHINE	EA	4
37	49	XBHZZ		5706010-501	81902	•MOUNT, HUMIDIFIER	EA	1
37	50	PAHZZ	5310-00-208-9255	79NM02	72962	•NUT, SELF-LOCKING	EA	4
37	51	PAHZZ	5310-00-809-8546	MS27183-8	96906	•WASHER, FLAT	EA	4
37	52	PAHZZ	5305-00-984-7342	MS35191-274	96906	•SCREW, MACHINE	EA	4
37	53	XBHZZ		7705203-501	81902	•FRAME ASSY, LOUVER	EA	1
37	54	PAHZZ	5310-00-208-9255	79NM02	72962	•NUT, SELF-LOCKING	EA	1
37	55	PAHZZ	5310-00-809-8546	MS27183-8	96906	•WASHER, FLAT	EA	1
37	56	PAHZZ	5305-00-984-7342	MS35191-274	96906	•SCREW, MACHINE	EA	1
37	57	PAHZZ	5310-00-934-9757	MS35649-282	96906	•NUT, PLAIN, HEXAGON	EA	1
37	58	PAHZZ	5310-00-045-3299	MS35338-42	96906	•WASHER, LOCK	EA	1
37	59	PAHZZ	5310-00-809-8544	MS27183-7	96906	•WASHER, FLAT	EA	1
37	60	PAHZZ	5305-00-954-2728	MS35190-255	96906	•SCREW, MACHINE	EA	1
37	61	XBHZZ		5706009-501	81902	•BRACKET ASSY, ANGLE	EA	1
37	62	PAHZZ	5310-00-934-9757	MS35649-282	96906	•NUT, PLAIN, HEXAGON	EA	1
37	63	PAHZZ	5310-00-045-3299	MS35338-42	96906	•WASHER, LOCK	EA	1
37	64	PAHZZ	5310-00-809-8544	MS27183-7	96906	•WASHER, FLAT	EA	1
37	65	PAHZZ	5305-00-954-2728	MS35190-255	96906	•SCREW, MACHINE	EA	1
37	66	XBHZZ		5706009-501	74451	•BRACKET ASSY, ANGLE	EA	1
37	67	PAHZZ	5310-00-208-9255	79NM02	72962	•NUT, SELF-LOCKING	EA	8
37	68	PAHZZ	5310-00-809-8546	MS27183-8	96906	•WASHER, FLAT	EA	8
37	69	PAHZZ	5305-00-993-1848	MS35207-265	96906	•SCREW, MACHINE	EA	8
37	70	PAHZZ	5310-00-208-9255	79NM02	72962	•NUT, SELF-LOCKING	EA	4
37	71	PAHZZ	5305-00-984-7342	MS35191-274	96906	•SCREW, MACHINE	EA	4
37	72	XBHZZ		7705200	81902	•BRACKET ASSEMBLY	EA	4
37	73	PAHZZ	5305-00-993-1848	MS35207-265	96906	•SCREW, MACHINE	EA	4
37	74	PAHZZ	5310-00-045-3296	MS35338-43	96906	•WASHER, LOCK	EA	4
37	75	XBHZZ		7705202-502	81902	•CLAMP ASSY, LOOP	EA	1
37	76	XBHZZ		5706006-2	81902	•CLAMP, HALF, ANGLE	EA	2
37	77	XBHZZ		7705202-501	81902	•CLAMP ASSY, LOOP	EA	1
37	77A	XBHZZ		5706006-1	81902	•CLAMP, HALF, ANGLE	EA	2
37	78	XBHZZ		7705201	81902	•DUCT, FLEXIBLE	EA	2
37	79	PAHZZ	5310-00-208-9255	79NM02	72962	•NUT, SELF-LOCKING	EA	2

SECTION II

(1) ILLUSTRATION		(2)	(3)	(4)	(5)	(6) DESCRIPTION	(7)	(8) QTY INC IN UNIT
(a) FIG. NO.	(b) ITEM NO.	SMR CODE	FEDERAL STOCK NUMBER	PART NUMBER	FSCM	USABLE ON CODE	U.M.	
37	80	PAHZZ	5305-00-984-7342	MS35191-274	96906	•SCREW, MACHINE	EA	2
37	81	PAHZZ	5310-00-809-8546	MS27183-8	96906	•WASHER, FLAT	EA	2
37	82	PAHZZ	5310-00-208-9255	79NMC2	72962	•NUT, SELF-LOCKING,	EA	2
37	83	PAHZZ	5305-00-984-7342	MS35191-274	96906	•SCREW, MACHINE	EA	2
37	84	XBHZZ		5706005-2	81902	•BRACKET, ANGLE RIGHT HAND	EA	1
37	85	PAHZZ	5310-00-208-9255	79NM02	72962	•NUT, SELF-LOCKING,	EA	1
37	86	PAHZZ	5305-00-984-7342	MS35191-274	96906	•SCREW, MACHINE	EA	1
37	87	PAHZZ	5310-00-809-8546	MS27183-8	96906	•WASHER, FLAT	EA	1
37	88	PAFZZ	5310-00-934-9757	MS35649-282	96906	•NUT, PLAIN, HEXAGON	EA	2
37	89	PAFZZ	5310-00-045-3299	MS35338-42	96906	•WASHER, LOCK	EA	2
37	90	PAFZZ	5305-00-984-6193	MS35206-245	96906	•SCREW, MACHINE	EA	2
37	91	XBFZZ		5706CL2	81902	•BRACKET, THERMOSTAT	EA	1
37	92	PAHZZ	5310-00-208-9255	79NM02	72962	•NUT, SELF-LOCKING	EA	1
37	93	PAHZZ	5305-00-993-1848	MS35207-265	96906	•SCREW, MACHINE	EA	1
37	94	XBHZZ		5706005-1	81902	•BRACKET, ANGLE LEFT HAND	EA	1
37	95	PAFZZ	5310-00-934-9757	MS35649-282	96906	•NUT, PLAIN, HEXAGON	EA	2
37	96	PAFZZ	5310-00-045-3299	MS35338-42	96906	•WASHER, LOCK	EA	2
37	97	PAFZZ	5305-00-984-6193	MS35206-245	96906	•SCREW, MACHINE	EA	2
37	98	PAFZZ	5930-00-082-0762	11T21	81439	•SWITCH, THERMAL	EA	1

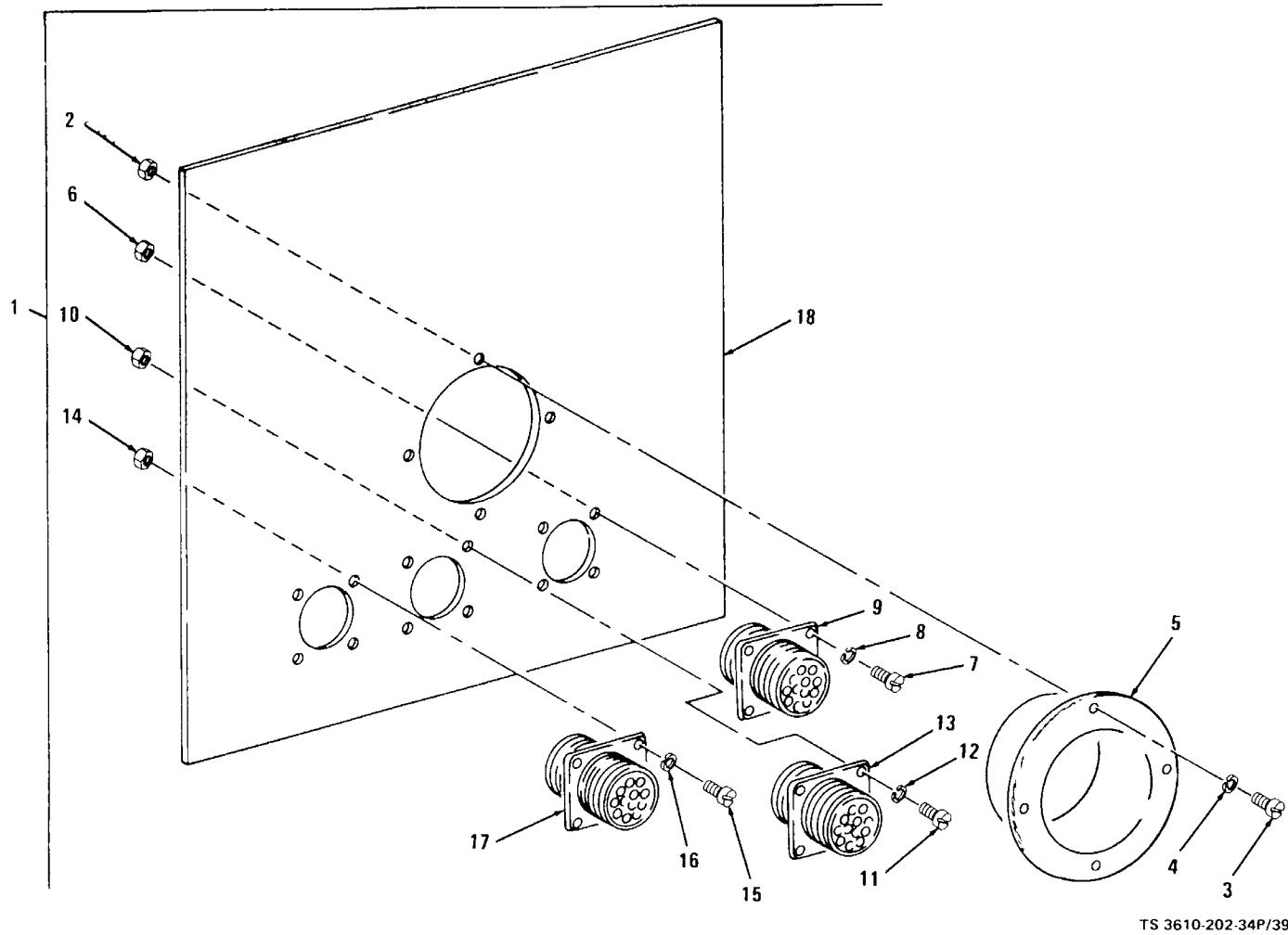


TS 3610-202-34P/38

Figure 38. Terminal Relay Box Assembly

SECTION II

(1) ILLUSTRATION		(2)	(3)	(4)	(5)	(6) DESCRIPTION	(7)	(8) QTY
(a) FIG. NO.	(b) ITEM NO.	SMR CODE	FEDERAL STOCK NUMBER	PART NUMBER	FSCM	USABLE ON CODE	U.M.	INC IN UNIT
38	1	XBFZZ		8703459-501	81902	BOX ASSEMBLY.....	EA	1
38	2	PAFZZ	5310-00-934-9757 MS	S35649-282	96906	•NUT, PLAIN, HEXAGON.....	EA	1
38	3	PAFZZ	5310-00-045-3299 MS	S35338-42	96906	•WASHER, LOCK.....	EA	1
38	4	PAFZZ	5305-00-984-6191 MS	S35206-243	96906	•SCREW, MACHINE.....	EA	3
38	5	PAFZZ	5310-00-045-3299 MS	S35338-42	96906	•WASHER, LOCK.....	EA	3
38	6	PAFZZ	5310-00-809-8546 MS	27183-8	96906	•WASHER, FLAT.....	EA	3
38	7	XBFZZ		CR105C002	24443	•CONTACTOR.....	EA	1
38	8	PAFZZ	5310-00-934-9757 MS	S35649-282	96906	•NUT, PLAIN, HEXAGON.....	EA	4
38	9	PAFZZ	5310-00-045-3299 MS	S35338-42	96906	•WASHER, LOCK.....	EA	4
38	10	PAFZZ	5310-00-809-8546 MS	27183-8	96906	•WASHER, FLAT.....	EA	4
38	11	PAFZZ	5305-00-984-6195 MS	S35206-247	96906	•SCREW, MACHINE.....	EA	4
38	12	XBFZZ	5940-00-791-8148	602-4	75382	•TERMINAL, BLOCK.....	EA	1
38	13	PAFZZ	5310-00-934-9747 MS	S35649-262	96906	•NUT, PLAIN, HEXAGON.....	EA	2
38	14	PAFZZ	5310-00-045-4007 MS	S35338-41	96906	•WASHER, LOCK.....	EA	2
38	15	PAFZZ	5310-00-082-1404 MS	27183-6	96906	•WASHER, FLAT.....	EA	2
38	16	PAFZZ	5305-00-889-3000 MS	S35206-230	96906	•SCREW, MACHINE.....	EA	2
38	17	XBFZZ		NN6	02751	•CLAMP, LOOP.....	EA	2
38	18	PAFZZ	5310-00-934-9747 MS	S35645-262	96906	•NUT, PLAIN, HEXAGON.....	EA	2
38	19	PAFZZ	5310-00-045-4007 MS	S35338-41	96906	•WASHER, LOCK.....	EA	2
38	20	PAFZZ	5310-00-082-1404 MS	27183-6	96906	•WASHER, FLAT.....	EA	2
38	21	PAFZZ	5305-00-889-3001 MS	S35206-231	96906	•SCREW, MACHINE.....	EA	2
38	22	XBFZZ		601-7	75382	•TERMINAL, BLOCK.....	EA	1
38	23	PAFZZ	5310-00-934-9757 MS	S35649-282	96906	•NUT, PLAIN, HEXAGON.....	EA	4
38	24	PAFZZ	5310-00-045-3299 MS	S35338-42	96906	•WASHER, LOCK.....	EA	4
38	25	PAFZZ	5310-00-809-8546 MS	27183-8	96906	•WASHER, FLAT.....	EA	4
38	26	PAFZZ	5305-00-984-6195 MS	S35206-247	96906	•SCREW, MACHINE.....	EA	4
38	27	XBFZZ	5940-00-792-4182	602-6	75382	•TERMINAL, BLOCK.....	EA	1
38	28	PAFZZ	5325-00-281-1557 MS	S35489-17	96906	•GROMMET, NONMETALLIC.....	EA	1
38	29	PAFZZ	5325-00-281-1551 MS	S35489-17	96906	•GROMMET, NONMETALLIC.....	EA	1
38	30	PAFZZ	5325-00-279-1235	A1518	14370	•GROMMET, NONMETALLIC.....	EA	1
38	31	PAFZZ	5325-00-281-1557 MS	S35489-17	96906	•GROMMET, NONMETALLIC.....	EA	1
38	32	PAFZZ	5310-00-934-9757 MS	S35649-282	96906	•NUT, PLAIN HEX.....	EA	2
38	33	PAFZZ	5310-00-045-3299 MS	S35338-42	96906	•WASHER LOCK.....	EA	2
38	34	XBFZZ	5945-00-957-4954	ABC11AY115V	77342	•RELAY, ELECTROMAGNET.....	EA	1
38	35	XBFZZ		8703455-501	81902	•BOX TERMINAL RELAY.....	EA	1

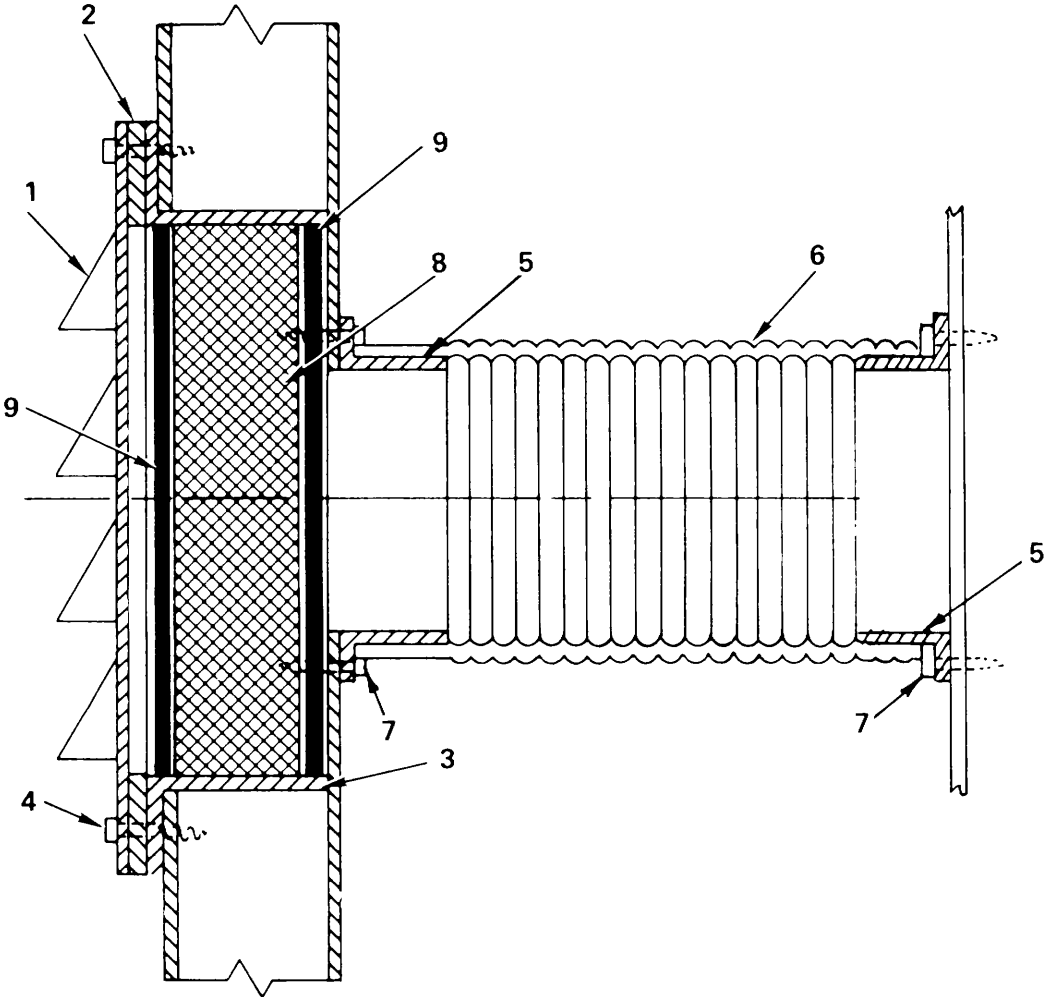


TS 3610-202-34P/39

Figure 39. Electrical Connectors and Duct Panel

SECTION II

(1) ILLUSTRATION		(2)	(3)	(4)	(5)	(6) DESCRIPTION	(7)	(8) QTY
(a) FIG. NO.	(b) ITEM NO.	SMR CODE	FEDERAL STOCK NUMBER	PART NUMBER	FSCM	USABLE ON CODE	U.M.	INC IN UNIT
39	1	XBOZZ		7705241-501	81902	PANEL, END ASSY.....	EA	1
39	2	PAOZZ	5310-00-934-9754	MS35650-382	96906	•NUT, PLAIN, HEXAGON.....	EA	4
39	3	PAOZZ	5305-00-958-4358	MS35207-243	96906	•SCREW, MACHINE.....	EA	4
39	4	PAOZZ	5310-00-045-3299	MS35338-42	96906	•WASHER, LOCK.....	EA	4
39	5	XBOZZ		7703412	81902	•FLANGE, DUCT.....	EA	1
39	6	PAHZZ	5310-00-934-9734	MS35650-342	96906	•NUT, PLAIN, HEXAGON.....	EA	4
39	7	PAHZZ	5305-00-958-4348	MS35207-217	96906	•SCREW, MACHINE.....	EA	4
39	8	PAHZZ	5310-00-543-2410	MS35338-40	96906	•WASHER, LOCK.....	EA	4
39	9	XBHZZ	5935-00-646-6664	MS3100R20-15S	96906	•CONNECTOR.....	EA	1
39	10	PAHZZ	5310-00-934-9755	MS35650-362	96906	•NUT, PLAIN, HEXAGON.....	EA	4
39	11	PAHZZ	5305-00-558-4354	MS35207-230	96906	•SCREW, MACHINE.....	EA	4
39	12	PAHZZ	5310-00-045-4007	MS35338-41	96906	•WASHER, LOCK.....	EA	4
39	13	PAHZZ	5935-00-847-3964	MS3100R24-10P	96906	•CONNECTOR.....	EA	1
39	14	PAHZZ	5310-00-934-9734	MS35650-342	96906	•NUT, PLAIN, HEXAGON.....	EA	4
39	15	PAHZZ	5305-00-958-4348	MS35207-217	96906	•SCREW, MACHINE.....	EA	4
39	16	PAHZZ	5310-00-543-2410	MS35338-40	96906	•WASHER, LOCK.....	EA	4
39	17	XBHZZ		MS3100R22-20S	96906	•CONNECTOR.....	EA	1
39	18	XB3ZZ		7703413	81902	•PANEL, END MODIFIED.....	EA	1

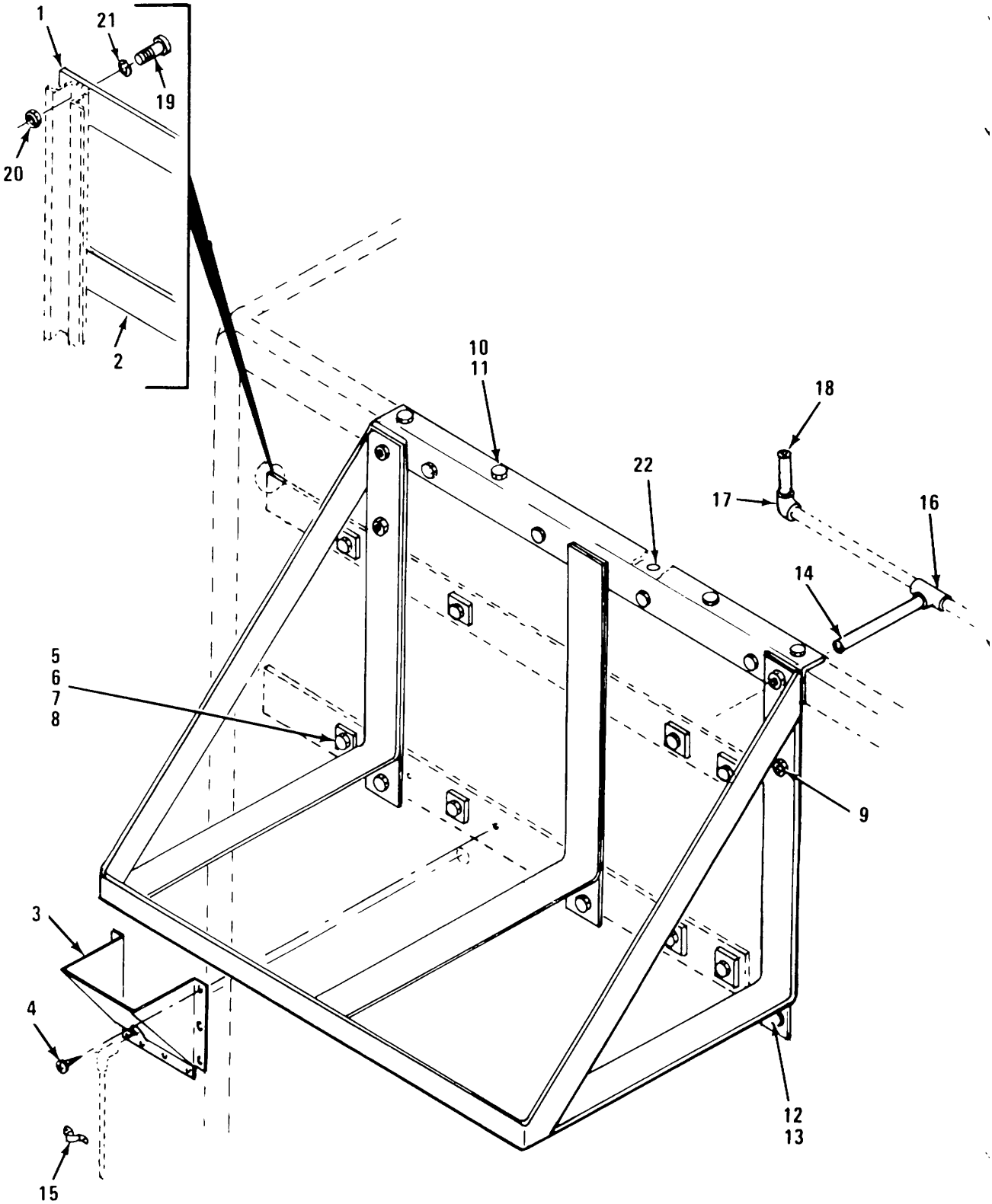


TS 3610-202-34P/40

Figure 40. Air Conditioner Air Intake System

SECTION II

(1) ILLUSTRATION		(2)	(3)	(4)	(5)	(6) DESCRIPTION	(7)	(8) QTY INC IN UNIT
(a) FIG. NO.	(b) ITEM NO.	SMR CODE	FEDERAL STOCK NUMBER	PART NUMBER	FSCM	USABLE ON CODE	U.M.	
40	1	XBOZZ		6-1-5853-4	81337	LOUVER FRESH AIR INTAKE FOR AIR CONDITIONER.....EA	EA	1
40	2	XBOZZ		6-1-5853-5	81337	GASKET, LOUVER	EA	1
40	3	XBHZZ		6-1-5853-6	81337	FRAME, LOUVER	EA	1
40	4	PAOZZ	5305-00-432-4163	MS51861-24	96906	SCREW, TAPPING THREAD FORMING, NO 6, STL CAD PL.....EA	EA	8
40	5	XBOZZ		6-1-5853-7	81337	FLANGE, DUCT	EA	2
40	6	XBOZZ		TYPE86	79725	HOSE, DUCT 3 IN ID X 16-1/2 IN LONG.....	FT	1
40	7	PADZZ	5305-00-432-4163	MS51861-24	96906	SCREW, TAPPING THREAD, FORMING, NO 6	EA	4
40	8	PAOZZ	4130-00-860-0042	6-1-5853-9	81337	FILTER, AIR MATERIAL SIZE 5-3/4 IN X 5-3/4 IN X 1 IN.....	IN	1
40	9	XBOZZ		6-1-5853-12	81337	THICK GRILL, FILTER 5-3/4 X 5-3/4 X .081 THK, CONVOLUTE	EA	1
						FORM		

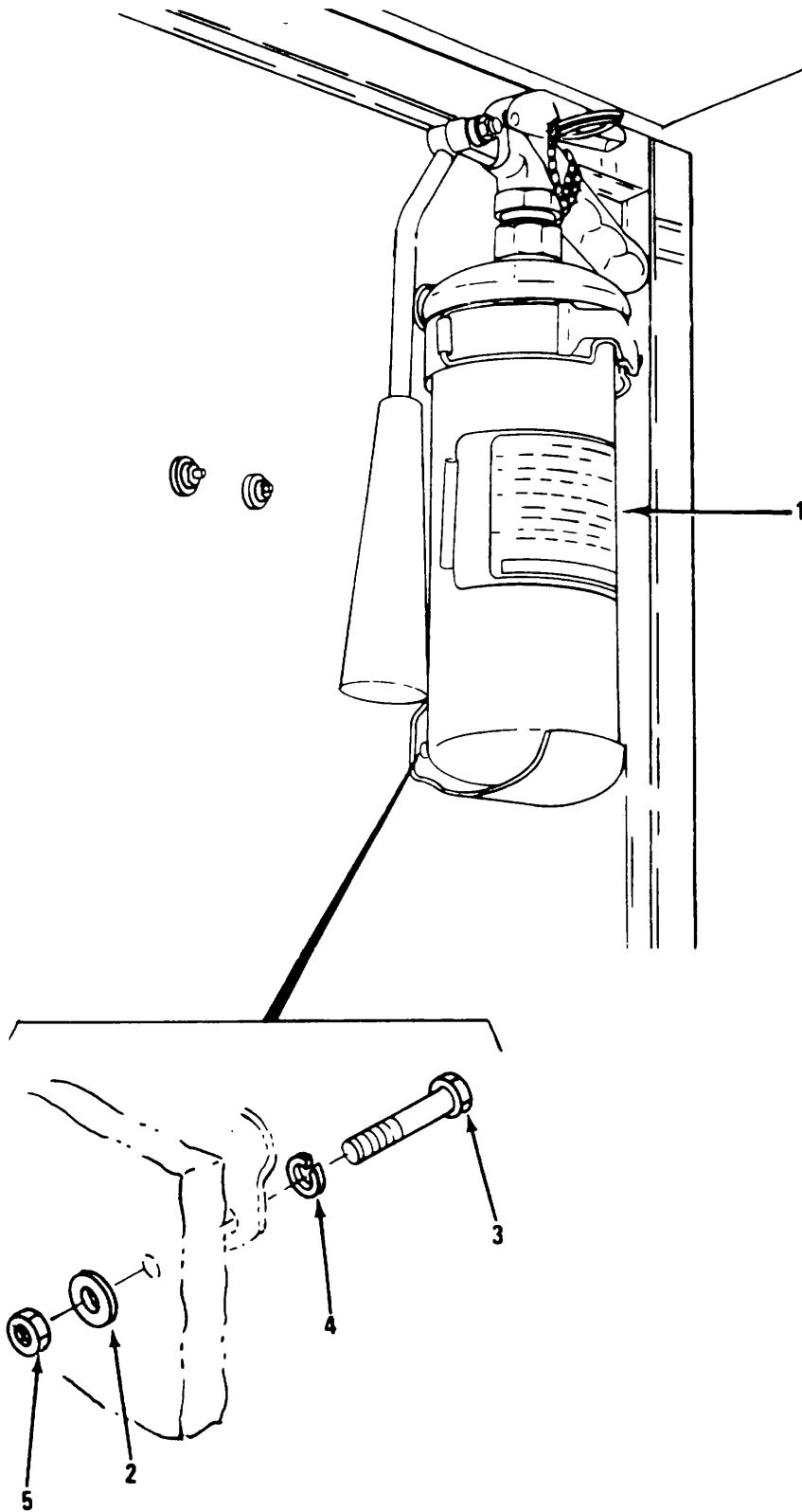


TS 3610-202-34P/41

Figure 41. Air Conditioner Installation

SECTION II

(1) ILLUSTRATION		(2)	(3)	(4)	(5)	(6) DESCRIPTION	(7)	(8) QTY
(a) FIG. NO.	(b) ITEM NO.	SMR CODE	FEDERAL STOCK NUMBER	PART NUMBER	FSCM	USABLE ON CODE	U.M.	INC IN UNIT
41	1	XBHZZ		6-1-5853-2	81337	SUPPORT BAR UPPER,AIR CONDITIONER,INNER SHELTER	EA	1
41	2	XBHZZ		6-1-5853-3	81337	SUPPORT EAR LOWER,AIR CONDITIONER, INNER SHELTER	EA	1
41	3	XBOZZ		6-1-5853-9	81337	COVER,DRAIN	EA	1
41	4	PAOZZ		MS51861-13	96906	SCREW,TAPPING THREAD FORMING NO.6	EA	10
41	5	XBHZZ		6-1-5884-4	81337	PLATE,WASHER EXTERIOR	EA	1
41	6	PAHZZ	5305-00-269-3221MS	90725-71	96906	SCREW,CAP HEX HD,3/8-16,UNC-2A X -1/4 IN LONG.....	EA	6
41	7	PAHZZ	5310-00-087-4652	MS51922-17	96906	NUT,HEX SELF LOCKING,3/8-16,UNC-3B.....	EA	6
41	8	PAHZZ		M535338-46	96906	WASHER,LOCK SPRING,HELICAL,MEDIUM,3/8.....	EA	6
41	9	PAHZZ	5310-00-984-3806	\$55 1922-9	96906	NUT,HEX HEX HEAD,SELF LOCKING,5/16-18 UNC3B	EA	12
41	10	PAHZZ		MS90725-60	96906	SCREWCAP,HEX HEAD	EA	12
41	11	PAHZZ		M535338-46	96906	WASHER,LOCK SPRING HELICAL,MEDIUM 3/8.....	EA	12
41	12	PAHZZ	5305-00-269-3219	MS90725-69	96906	SCREW,CAP HEX HEAD,3/8-16 UNC 2A X 2-3/4 LG	EA	2
41	13	PAHZZ	5310-00-722-5658	MS35338-46	96906	WASHER,LOCK SPRING HELICAL,MEDIUM1,3/8.....	EA	2
41	14	PAFZZ	4710-00-203-3173	WWT775	81348	TUEING,METAL 18 1-2 IN.REUIRED	FT	1
41	15	XBOZZ		6-1-5853-14	81337	CLAMP,HOSE DRAIN,1/2 IN ID.....	EA	1
41	16	PAFZZ	4730-00-263-6472	M535929-5	96906	TEE	EA	1
41	17	PAFZZ	4730-00-689-1288	6C7-12X/2	12168	ELBOW, TUBE	EA	1
41	18	PADZZ		6-1-5853-15	81337	HOSE, DRAIN RUBBER.1/2 IN ID, 6 FT LONG	FT	1
41	19	PAHZZ	5305-00-269-3214	MS90725-64	96906	SCREW,CAP HEX HEAD,3/8-16 UNC 2A X 1-1/2 LG.....	EA	5
41	20	XBHZZ		S37-381	25472	NUT,RIVET,BLIND BLIND RIVET,3/8-16 UNC3B	EA	5
41	21	PAHZZ	5310-00-722-5658	MS35338-46	96906	WASHER,LOCK SPRING,HELICAL,MEDIUM,3/8.....	EA	5
41	22	XBHZZ		S378-285	25472	NUT, RIVET, BLIND BLIND RIVET,3/8-16 UNC3B	EA	4

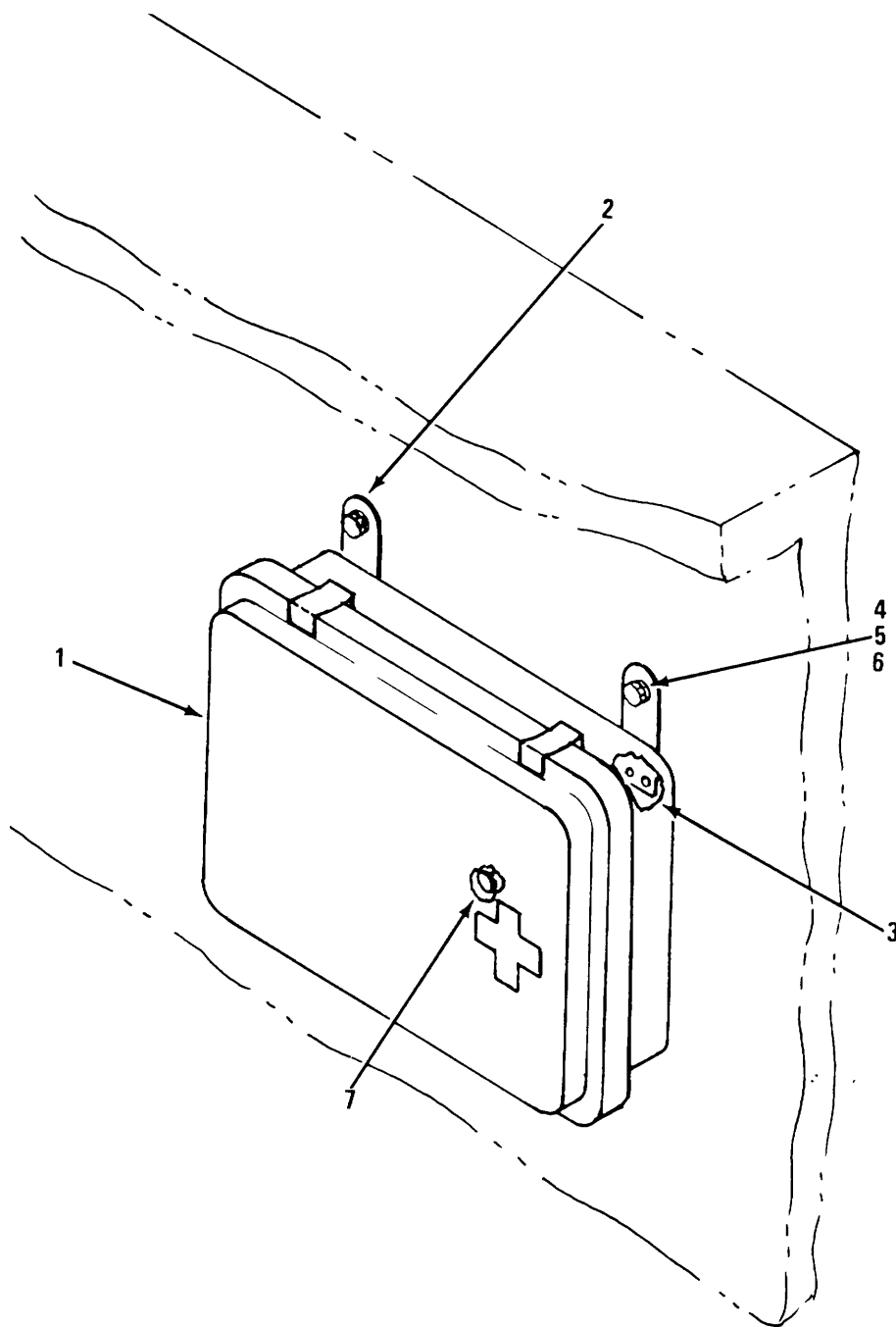


TS 3610-202-34P/42

Figure 42. Fire Extinguisher Installation

SECTION II

(1) ILLUSTRATION		(2)	(3)	(4)	(5)	(6)	(7)	(8)
(a) FIG. NO.	(b) ITEM NO.	SMR CODE	FEDERAL STOCK NUMBER	PART NUMBER	FSCM	DESCRIPTION <i>USABLE ON CODE</i>	U.M.	QTY INC IN UNIT
42	1	XBOZZ	4210-00-555-8837	6-1-5850-5	81337	GROUP 21 FIRE EXTINGUISHER INSTALLATION		
42	2	XBOZZ		6-1-5884-2	81337	EXTINGUISHER, FIRE	EA	1
42	3	PAOZZ	5305-00-071-2234	MS90725-17	96906	PLATE, BACKING FIRE EXTINGUISHER	EA	2
42	4	PAOZZ	5310-00-582-5965	MS35338-44	96906	SCREW, CAP HEX HEAD, 1/4-20 UNC2A X 2-3/4 LG	EA	4
42	5	PAOZZ	5310-00 997-1888	MS35649-2252	96906	WASHER, LOCK	EA	4
						NUT, PLAIN HEX HEAD, 1/4-20 UNC2B	EA	4

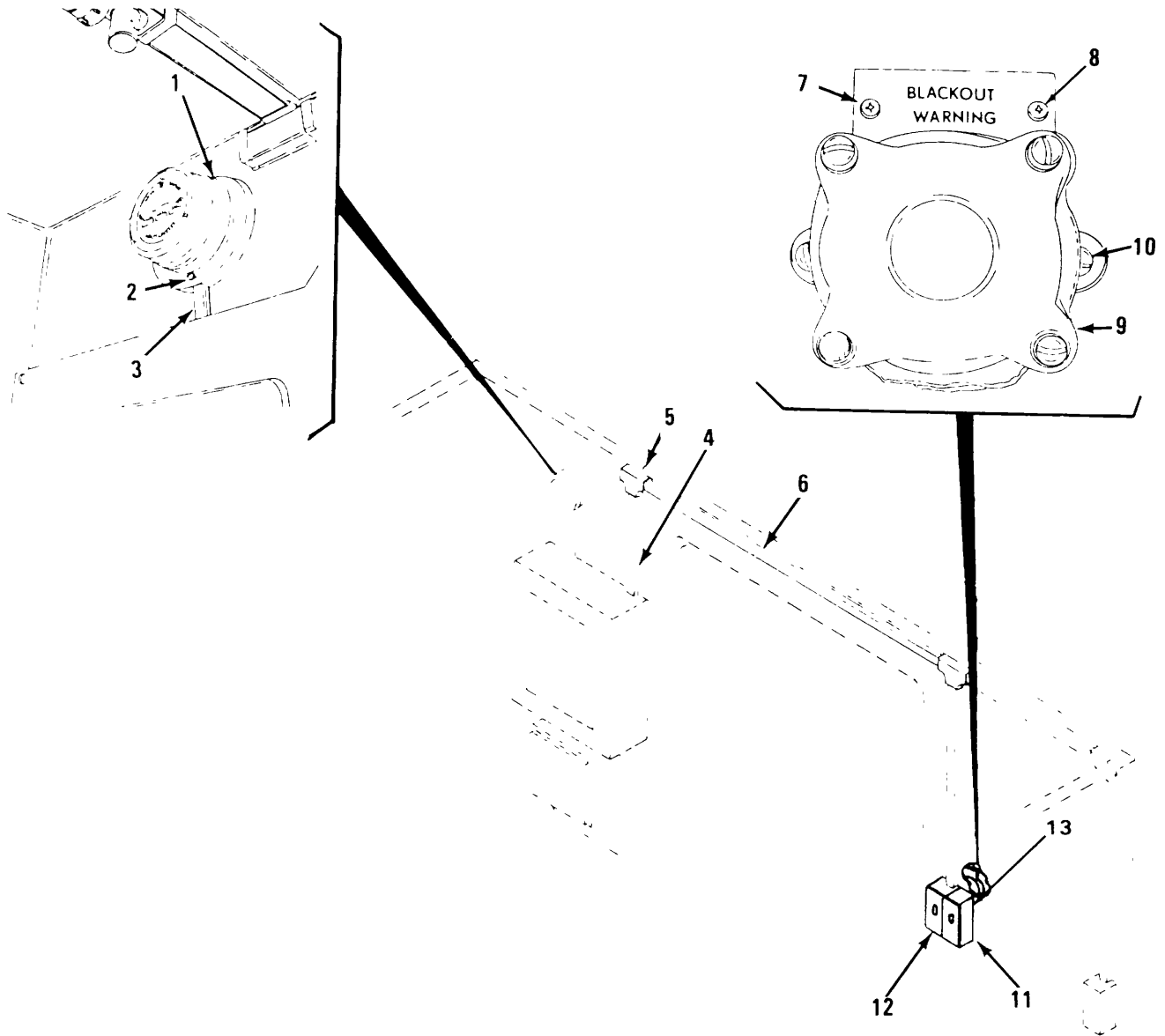


TS 3610-202-34P/43

Figure 43. First Aid Kit Installation

SECTION II

(1) ILLUSTRATION		(2)	(3)	(4)	(5)	(6) DESCRIPTION	(7)	(8) QTY INC IN UNIT
(a) FIG. NO.	(b) ITEM NO.	SMR CODE	FEDERAL STOCK NUMBER	PART NUMBER	FSCM	USABLE ON CODE	U.M.	
43	1	XBOZZ	6545-00-922-1200	6-1-5850-6	81337	GROUP 22 FIRST AID KIT INSTALLATION FIRST AID KIT.....	EA	1
43	2	XBOZZ		6-1-5884-3	81337	BRACKET FIRST AID KIT	EA	2
43	3	XBOZZ	5320-00-631-5325	38-104-05-13	94222	RIVET DRIVE, UNIVERSAL HD, 1/8 IN DIA. X 1/4 IN LG, FIRST AID KIT.....	EA	4
43	4	PAOZZ	5310-00-582-5965	MS35338-44	96906	WASHEP, LOCK SPRING, 1/4	EA	2
43	5	PADZZ	5305-00-071-2509	MS90725-12	96906	SCREW, CAP HEX HO, 1/4-20 UNC-2A X 1 1/2 IN LG,	EA	2
43	6	XBOZZ		S25-80	03481	FIRST AID KIT NUT, BLIND 1/4-20 UNC-38, FIRST AID KIT	EA	2
43	7	PAOZZ	5305-00-432-4163	MS51861-24	96906	SCREW, TAPPING THD FORMING, NO 6 X 3/8 IN LG, FIRST AID KIT.....	EA	1

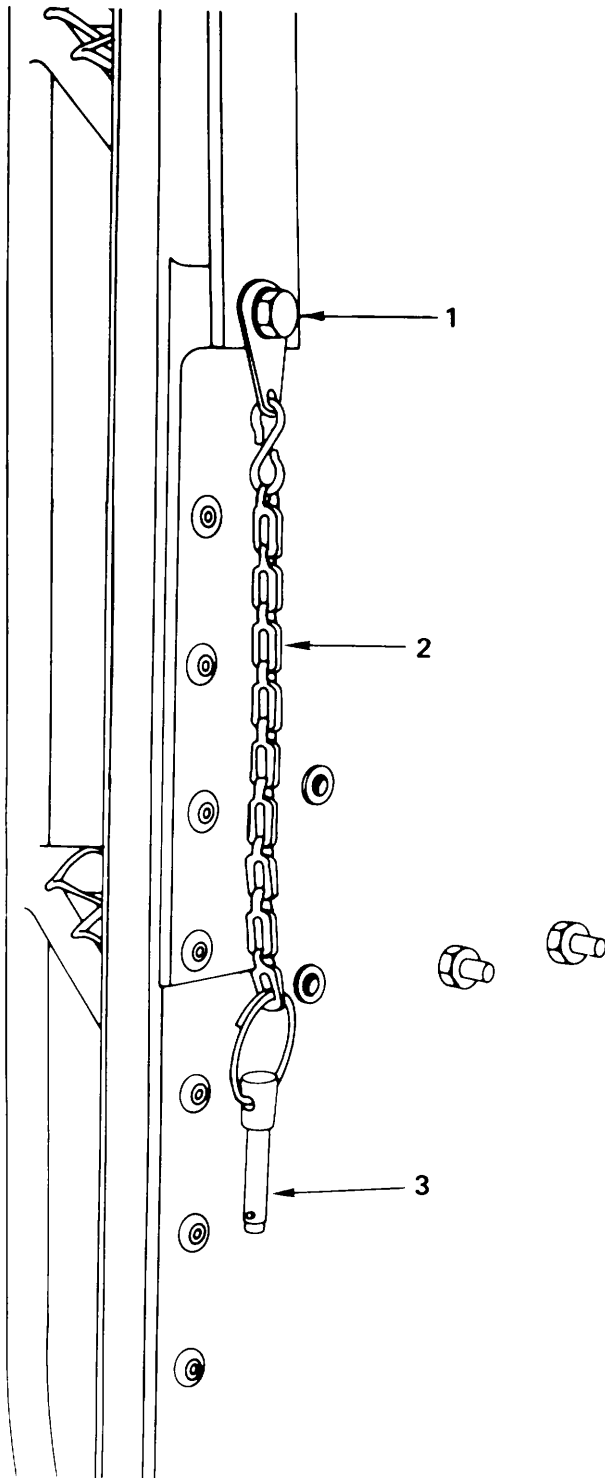


TS 3610-202-34P/44

Figure 44. Blackout Warning System

SECTION II

(1) ILLUSTRATION		(2)	(3)	(4)	(5)	(6) DESCRIPTION	(7)	(8) QTY
(a) FIG. NO.	(b) ITEM NO.	SMR CODE	FEDERAL STOCK NUMBER	PART NUMBER	FSCM	USABLE ON CODE	U.M.	INC IN UNIT
44	1	PAFZZ	6350-00-961-7758 340A		19557	GROUP 23 BLACKOUT WARNING SYSTEM BUZZER BLACKOUT WARNING,120 VOLT,60 HZ,4 IN.....	EA	1
44	2	PAFZZ		MS24269-50	96906	SCREW TAPPING THD CUTTING,TYPE D,PNHD,NO 10 X 1 IN LG.....	EA	2
44	3	XBFZZ		200	03350	RACEWAY 1/2 INCH	FT	1
44	4	XBFZZ		2100	03350	RACEWAY	EA	1
44	5	XBFZZ		2115	03350	TEE,RACEWAY 1 1/4 IN	EA	2
44	6	PAFZZ	5305-00-432-4163	MS51861-24	96906	SCREW,TAPPING THD FORMING,TYPE AB,PANHD.NO 6 X 3/8 IN LG.....	EA	1
44	7	XBOZZ		6-1-5852-2	81337	PLATE BLACKOUT WARNING	EA	1
44	8	PAFZZ	5305-00-432-4163	MS51861-24	96906	SCREW,TAPPING PAN HEAD,THREAD FORMING,TYPE AB,NO.6 X 3/8 LG.....	EA	2
44	9	PAFZZ		1785	19557	BUTTON,PUSH WEATHERPROOF,BLACKOUT WARNING.....	EA	1
44	10	PAFZZ	5305-00-432-4251	MS51861-65	96906	SCREW,TAPPING THD FORMING,TYPE A,PNHD,1/4 IN X 1/2 IN LG.....	EA	2
44	11	XBDZZ		9815	79725	SWITCH,ELECTRIC	EA	2
44	12	XBOZZ	5975-00-682-0561	97071	74545	COVER,SWITCH	EA	2
44	13	XBFZZ		6-1-5852-16	81337	SLEEVE.....	EA	1

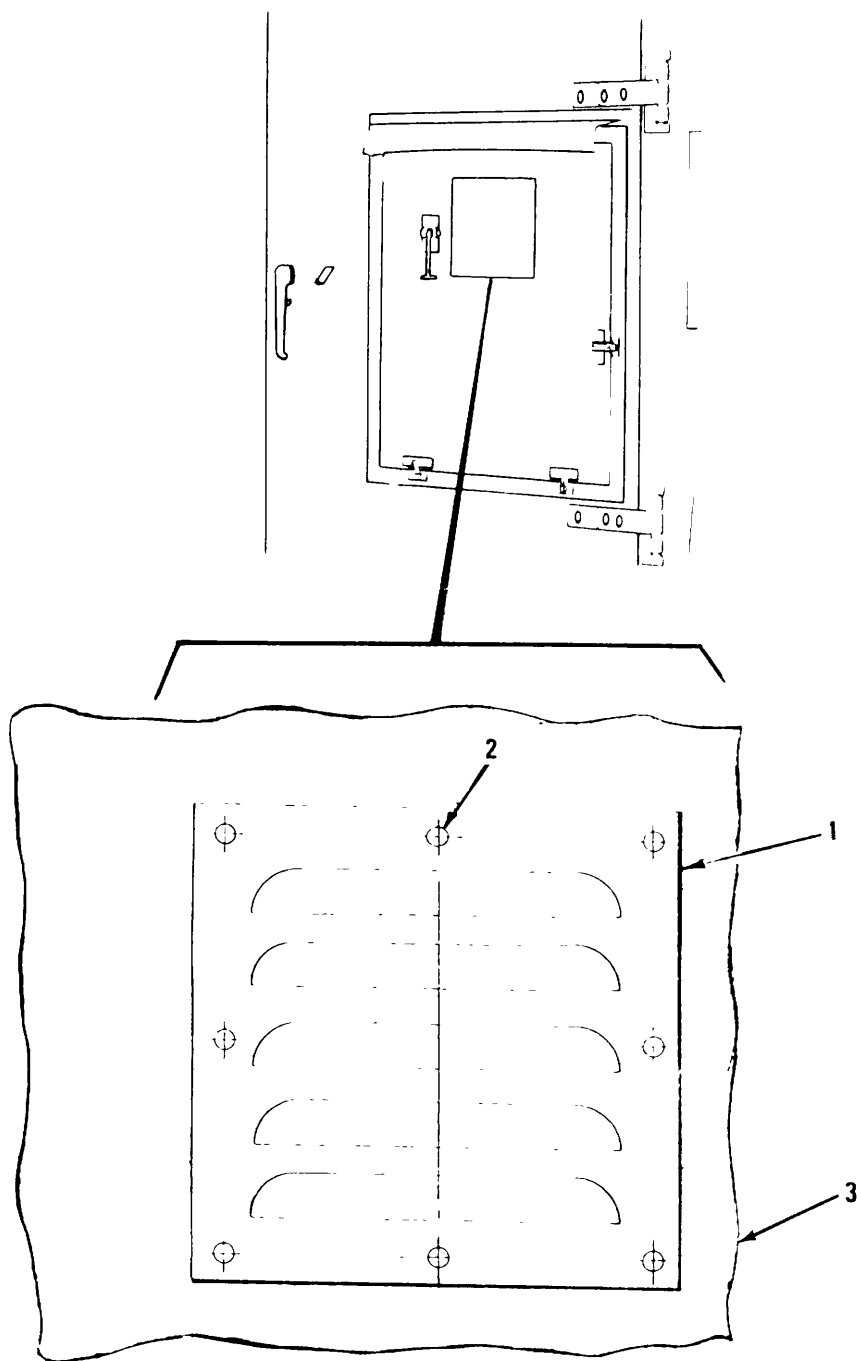


TS 3610-202-34P/45

Figure 45. Blackout Locking Pin Assembly, Door

SECTION II

(1) ILLUSTRATION		(2)	(3)	(4)	(5)	(6)	(7)	(8)
(a) FIG. NO.	(b) ITEM NO.	SMR CODE	FEDERAL STOCK NUMBER	PART NUMBER	FSCM	DESCRIPTION <i>USABLE ON CODE</i>	U.M.	QTY INC IN UNIT
45	1	PAFZZ	5305-00-432-4163	M51861-24	96906	GROUP 24 BLACKOUT LOCKING PIN ASSEMBLY, DOOR	EA	1
45	2	PAFZZ	4010-00-543-6046	1/0	01976	SCREW, TAPPING THREAD FORMING, NO 6 X 3/8 IN. LG,	EA	1
45	3	XBFZZ		SLXR06	16258	DOOR LOCK..... CHAIN, SASH ONE FOOT LONG REQUIRED, BLACK	FT	1
						OUT DOOR LOCK PIN, QUICK RELEASE.....	EA	1

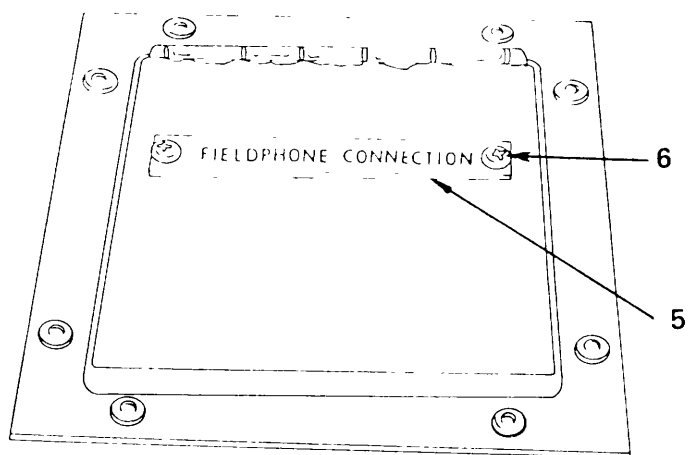


TS 3610-202-34P/46

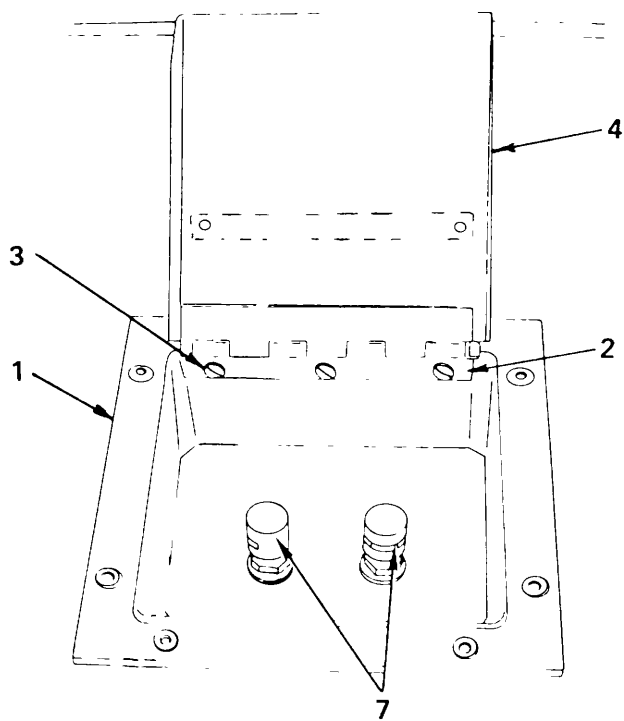
Figure 46. Shelter Door Filter

SECTION II

(1) ILLUSTRATION		(2)	(3)	(4)	(5)	(6)	(7)	(8)
(a) FIG. NO.	(b) ITEM NO.	SMR CODE	FEDERAL STOCK NUMBER	PART NUMBER	FSCM	DESCRIPTION USABLE ON CODE	U.M.	QTY INC IN UNIT
46	1	XBFZZ		6-1-5885	81337	GROUP 25 SHELTER DOOR FILTER		
46	2	XBFZZ		38-104-03-13	94722	LOUVER,DOOR.....	EA	1
46	3	PAOZZ	9330-00-107-1165	SM-C-450466	80063	RIVET,DRIVE UNIVERSAL HD, 1/8 IN DIA. X 3/16 IN LG.....EA	8	
						FILTER,AIR,DOOR	EA	1



CLOSED POSITION



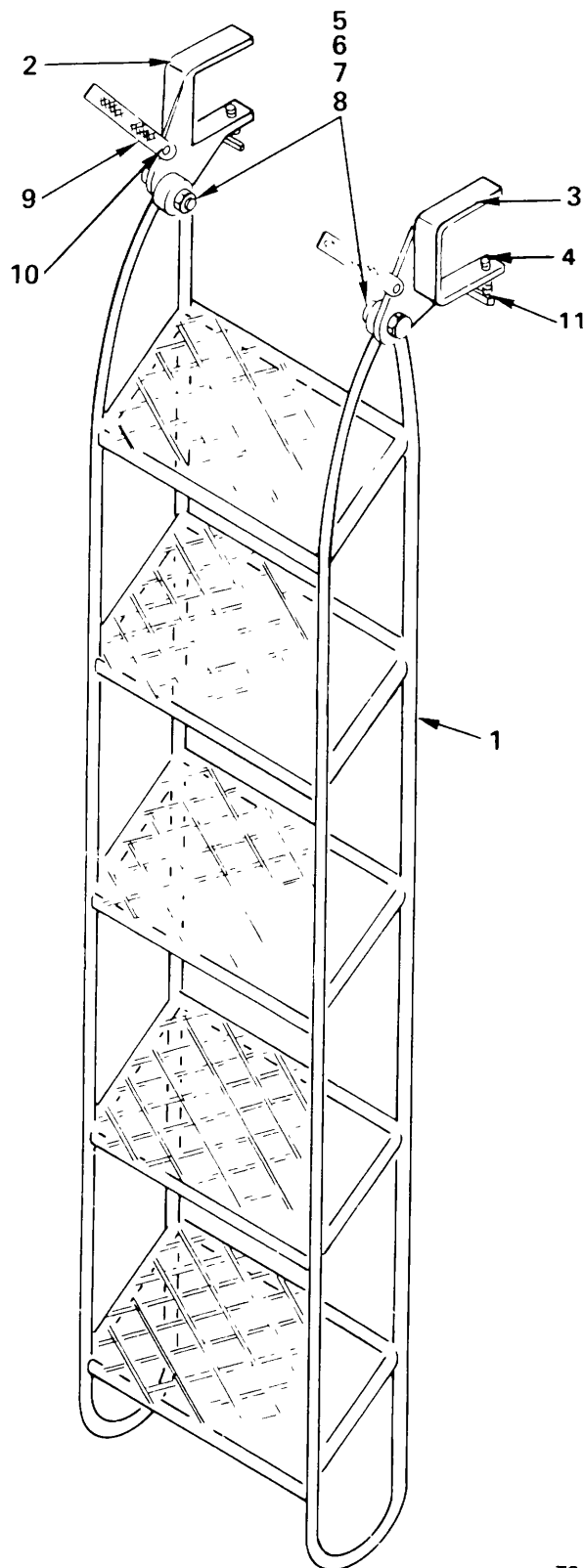
OPEN POSITION

TS 3610-202-34P/47

Figure 47. Telephone Binding Post Assembly

SECTION II

(1) ILLUSTRATION		(2)	(3)	(4)	(5)	(6) DESCRIPTION	(7)	(8) QTY INC IN UNIT
(a) FIG. NO.	(b) ITEM NO.	SMR CODE	FEDERAL STOCK NUMBER	PART NUMBER	FSCM	USABLE ON CODE	U.M.	
47	1	XBFZZ		6-1-5852-5	81337	GROUP 26 TELEPHONE BINDING POST ASSEMBLY FRAME,RECEPTACLE TELEPHONE JACK.....	EA	1
47	2	PAFZZ		PS35822-10	96906	HINGE,CONTINUCUS 1 1/16 IN OPEN	IN	4
47	3	PAFZZ	5305-00-432-4163	MS51861-24	96906	SCREW,TAPPING	EA	6
47	4	XBFZZ		6-1-5e52-6	81337	COVER,FRAME TELEPHONE JACK	EA	1
47	5	XBOZZ		6-1-5e52-7	81337	PLATE TELEPHONE JACK	EA	1
47	6	PAOZZ	5305-00-432-4163	MS51861-24	96906	SCREW,TAPPING PAN HEAC,THREAC FORMING, TYPE AB,NC.6 X 3/8 LG.....	EA	2
47	7	PAFZZ	5940-00-937-5237	PB08NACI	81349	POST, BINDING TELEPHONE, MIL-P-55149-1/8	EA	2



TS 3610-202-34P/48

Figure 48. Ladder Assembly

SECTION II

(1) ILLUSTRATION		(2)	(3)	(4)	(5)	(6) DESCRIPTION	(7)	(8) QTY INC IN UNIT
(a) FIG. NO.	(b) ITEM NO.	SMR CODE	FEDERAL STOCK NUMBER	PART NUMBER	FSCM	USABLE ON CODE	U.M.	
						GROUP 27 LACCER ASSEMBLY		
48		XBOZZ	2540-0-C71-0160	6-1-5869	81337	LADDER ASSEMBLY	EA	1
48	1	XAOZZ		6-1-5869-1 THRU 3	81337	.LADDER,WELDMENT WELDMENT	EA	1
48	2	XBOZZ		6-1-5e69-4	81337	.CLAMPINC BRACKET, LH.	EA	1
48	3	XBOZZ'		6-1-5869-5	81337	.CLAMPINC BRACKET, RH	EA	1
48	4	XBDZZ		6-1-5869-6	81337	.LOCKING SCREW.....	EA	2
48	5	PAOZZ	5305-00-455-0315	MS35307-367	96906	.BOLT, HEX 3/8-16 UNC-2A X 2 1/4 LG.....	EA	2
48	6	PAOZZ	5310-00-913-8881	MS51971-3	96906	.NUT, HEX 3/8-16 UNC-2B	EA	2
48	7	PAOZZ	5310-00-984-7042	MS35338-141	969061	.WASHER, LOCK SPRING,3/8.....	EA	2
48	8	PAOZZ	5310-00-080-6004	MS27183-14	96906	.WASHER, FLAT ROUND, 3/8	EA	2
48	9	XB3OZZ		668-3-10FR	18177	.STRAP, HOLDING	EA	2
48	10	XBOZZ	5320-00-830-0157	MD630BS	07707	.RIVET,BLIND	EA	2
48	11	PAOZZ	5310-00-005-0410	MS51971-4	96906	.NUT,HEX HEAD HEX HEAD, 7/16-14 UNC2B.....	EA	2

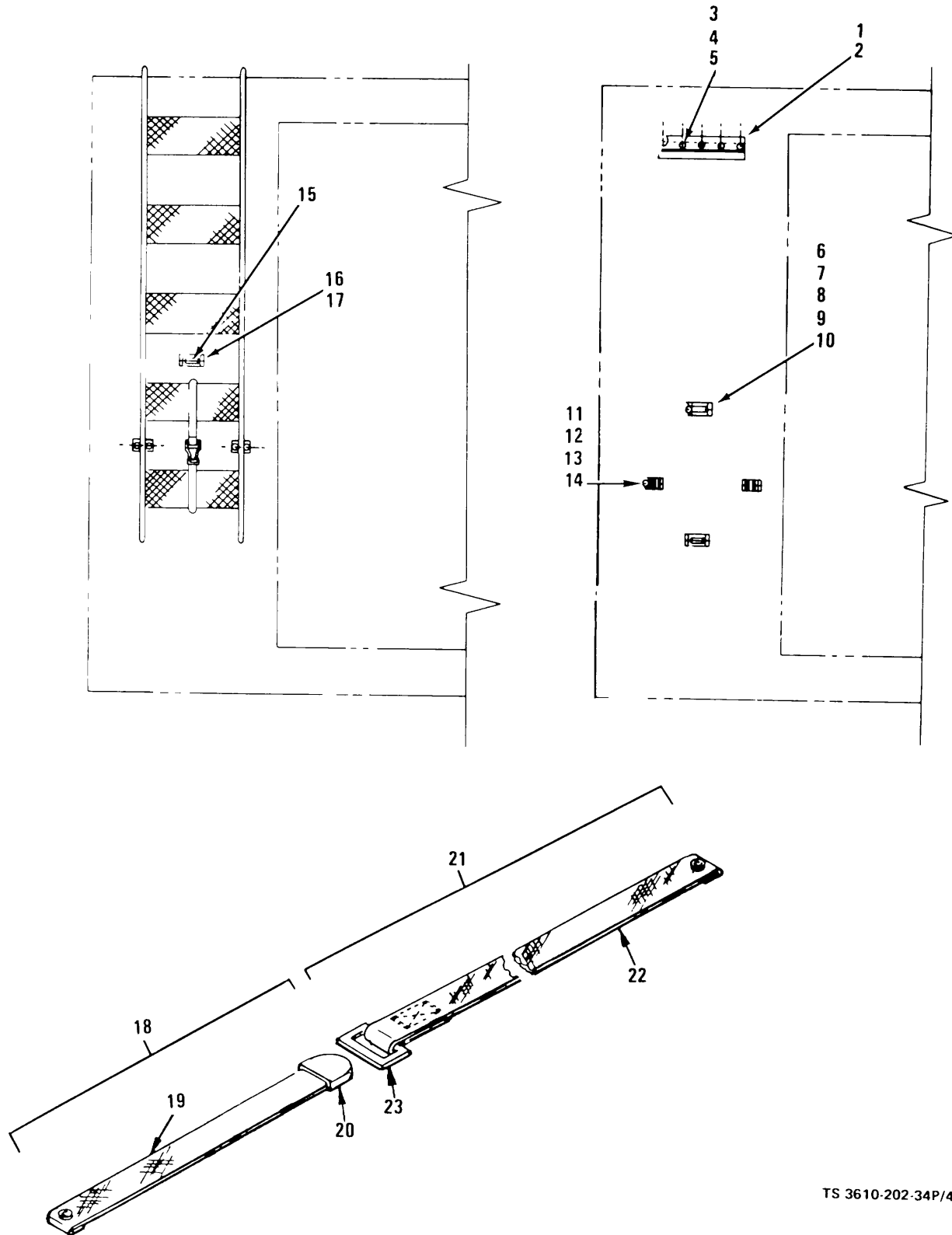
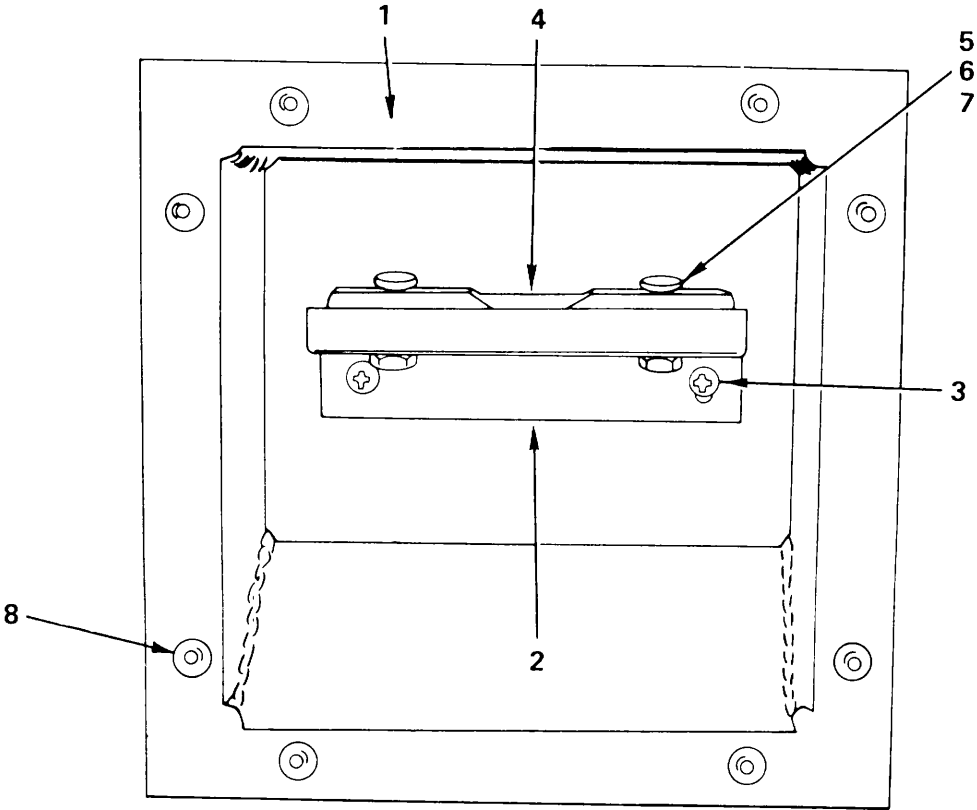


Figure 49. Ladder Mounting Brackets and Holddown Assembly

SECTION II

(1) ILLUSTRATION		(2)	(3)	(4)	(5)	(6) DESCRIPTION	(7)	(8) QTY INC IN UNIT
(a) FIG. NO.	(b) ITEM NO.	SMR CODE	FEDERAL STOCK NUMBER	PART NUMBER	FSCM	USABLE ON CODE	U.M.	
49	1	XBFZZ		6-1-5e78-1	81337	BRACKET,UPPER LADDER	EA	1
49	2	XBFZZ		6-1-5878-2	91337	BACKING PLATE UPPER BRACKET,LADOER.....	EA	1
49	3	PAFZZ	5305-00-071-2234	MS90725-17	96906	SCREW,CAP HEX HC, 1/4-20 UNC-2A X 2 3/4 IN LG	EA	5
49	4	PAFZZ	5310-00-582-5965	MS35338-44	96906	WASHER,LCCK SPRING, 1/4 IN.....	EA	5
49	5	PAFZZ	5310-00-997-1880	MS35649-2252	96906	NUT,PLAIN HEX, 1/4-20 UNC-2B.....	EA	5
49	6	XBFZZ		6-1-5878-4	81337	MOUNTING PLATE	EA	2
49	7	XBFZZ		6-1-5878-4	81337	MOUNTING	EA	2
49	8	PAFZZ	5305-00-950-2720	MS351SC-282	96906	SCREW,MACHINE CSK HC,NO 10-24 UNC-2A X 2-3/4 IN LG	EA	4
49	9	PAFZZ	5310-00-045-3299	MS35338-42	96906	WASHER,LOCK SPRING,NO 10	EA	4
49	10	PAFZZ	5310-00-934-4758	MS35649-202	96906	NUT,PLAIN HEX, NO 10-24 UNC-2B.....	EA	4
49	11	XBFZZ		6-1-5278-3	81337	RETAIKER,LADOER.....	EA	2
49	12	PAFZZ	5305-00-071-2234	MS9C725-17	96906	SCREW,CAP HEX HC, 1/4-20 UNC-2A X 2 3/4 IN LG	EA	4
49	13	PAFZ7	5310-00-582-5965	MN35338-44	96906	WASHER,LOCK SPRING, 1/4 IN	EA	4
49	14	PAFZZ	5310-00-997-1888	M535649-2252	96906	NUT,PLAIN HFX, 1/4-20 UNC-20.....	EA	4'
49	15	PAFZZ	5340-01-049-0905	662R1	76786	LOOP,FOOTMANCHAPE ASSEMBLY,LADDER.....	EA	2
49	16	PAFZZ		MS35191-272	96906	.SCREW	EA	4
49	17	PAFZZ		S10B-50	03481	.NUT,PLAIN.....	EA	4
49	18	MFFZZ		6-1-5877-2	81337	STRAP ASSFMBLY LADDER.....	EA	1
49	19	PAFZZ	8305-00-263-2077	MILW530	81349	.WEBBING,TEXTILE 1 INCH WIDE,CHAPE ASSEMBLY,LADDER,41 INCHES REQUIRED	YD	1
49	20	PAFZZ	5340-00-07-7029	HSS1926-3	96906	.CLIP, END, STRAP LADDER, FOR 1-IN WEBBING, MIL-C-496,TYPE I, CLASS 1.....	EA	1
49	21	MFFZZ		6-1-5877-1	81337	CHAPE ASSEMBLY LADDER	EA	1
49	22	PAFZZ	8305-00-263-2077	MILW530	81349	.WEBBING, TEXTILE 1 INCH WIDE,CHAPE ASSEMBLY, LADDER, 26 INCHES REQUIRED	YD	1
49	23	PAFZZ		3105	76785	.BUCKLE CHAPE ASSEMBLY, LADDER	EA	1

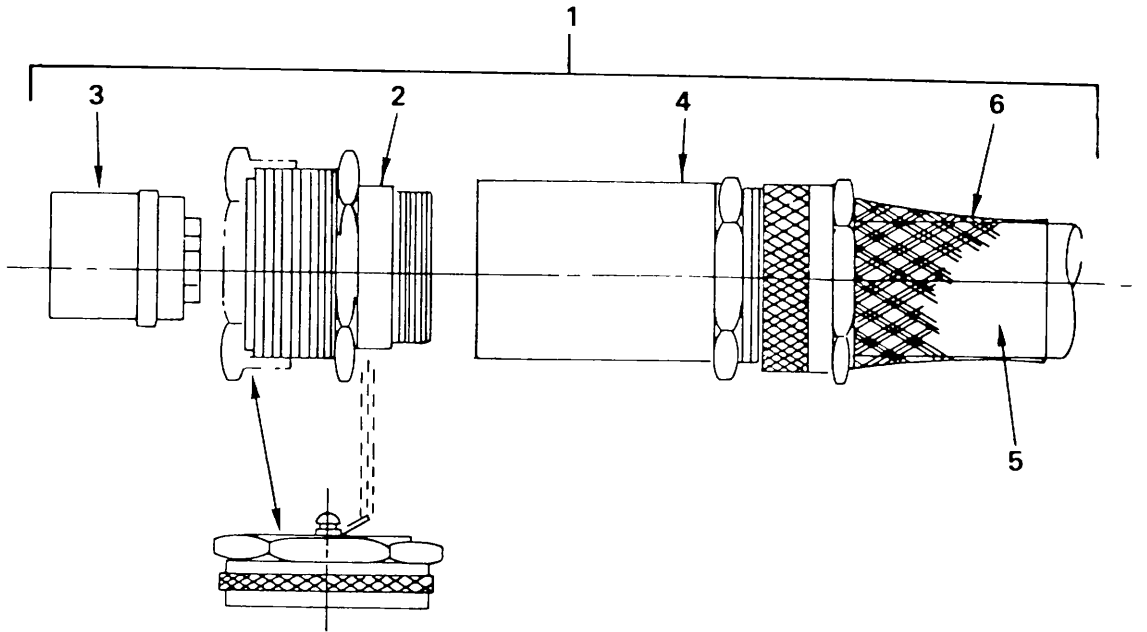


TS 3610-202-34P/50

Figure 50. Level Indicator Assembly

SECTION II

(1) ILLUSTRATION		(2)	(3)	(4)	(5)	(6) DESCRIPTION	(7)	(8) QTY INC IN UNIT
(a) FIG. NO.	(b) ITEM NO.	SMR CODE	FEDERAL STOCK NUMBER	PART NUMBER	FSCM	USABLE ON CODE	U.M.	
						GROUP 28 LEVEL INDICATOR ASSEMBLY		
50		XBFZZ		6-1-5e59	81337	LEVEL INDICATOR ASSEMBLY	EA	1
50	1	XBFZZ		6-1-5859-1	81337	.FRAME,RECEPTACLE	EA	1
50	2	XBOZZ		6-1-5859-2	81337	.BRACKET,LEVEL	EA	1
50	3	PADZZ	5305-00-432-4163	MS51861-24	96906	.SCREW,TAPPING THREAC FORMING,TYPE A, NO 6 X 3/8 IN LG,STL, CAD PLTD.....	EA	2
50	4	PAOZZ	5210-00-223-9677	GGG-L-211	81348	.LEVEL MIDGET,POCKET.3 LG (MODIFIEDI TYPE VII.....	EA	1
50	5	PAOZZ	5305-00-984-6195	ME352C6-247	96906	.SCREW,MACHINE PAN HD, NO 8-32 UNC-2A X 3/4 IN LG	EA	2
50	6	PAOZZ	5310-00-045-3299	M535330-42	96906	.WASHER,LOCK SPRING, HELICAL,MEDIUM,NO 8	EA	2
50	7	PAOZZ	5310-00-934-9757MS	35649-282	96906	.NUT,HEX NO 8-32 UNC-20.....	EA	2
50	8	XBFZZ	5320-00-631-5325	38-104-05-13	94222	RIVET UNIV HC, 1/8 DIA.X 1/4 IN LG.....	EA	8

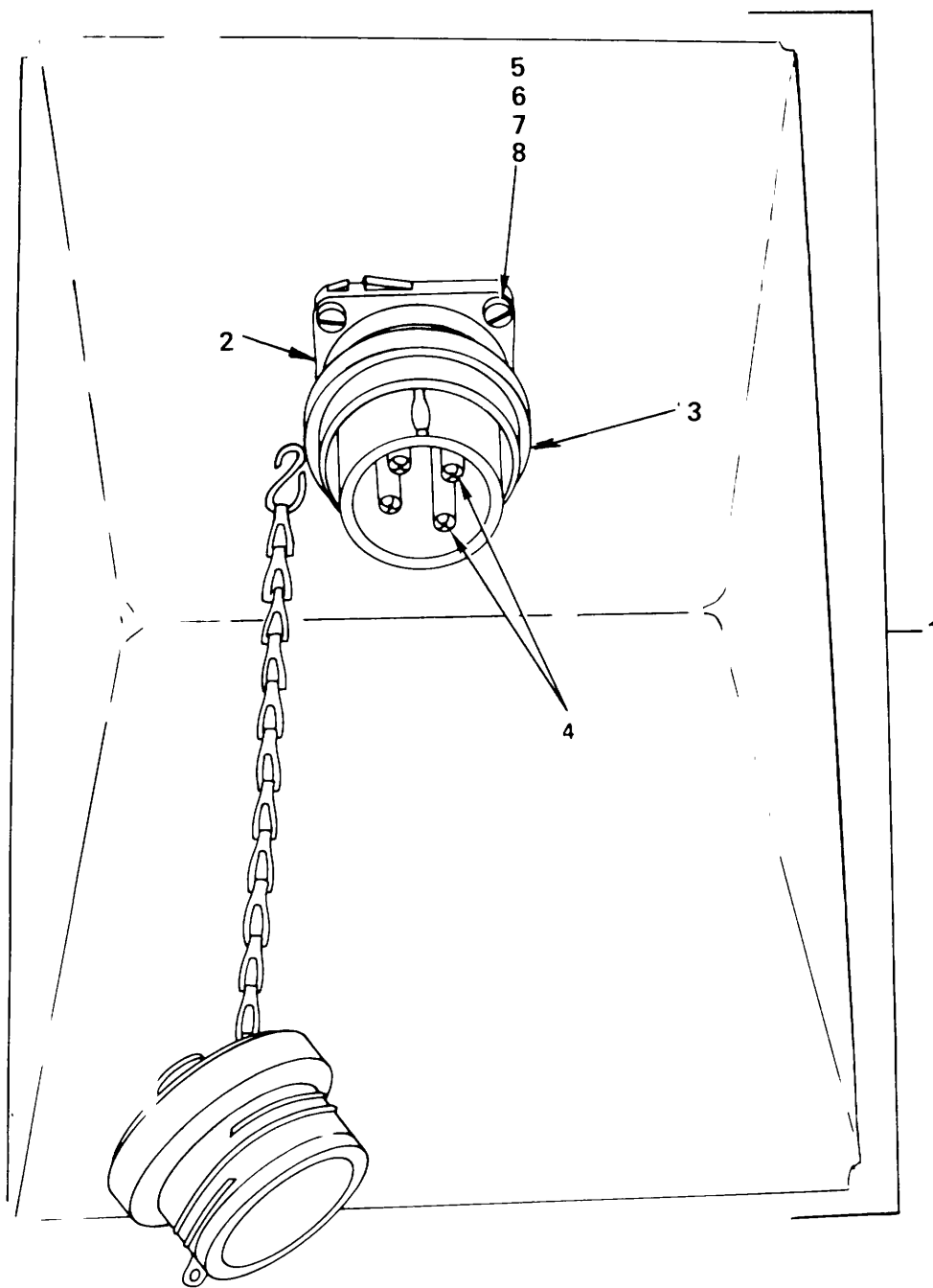


TS 3610-202-34P/51

Figure 51. Main Power Cable Assembly

SECTION II

(1) ILLUSTRATION		(2)	(3)	(4)	(5)	(6) DESCRIPTION	(7)	(8) QTY INC IN UNIT
(a) FIG. NO.	(b) ITEM NO.	SMR CODE	FEDERAL STOCK NUMBER	PART NUMBER	FSCM	USABLE ON CODE	U.M.	
51	1	PAFZZ		6-1-5881	81337	GROUP 29 MAIN POWER CABLE ASSEMBLY CABLE ASSEMBLY.....	EA	1
51	2	PAFZZ	5935-00-229-2423	ZZM-WB-1516	49367	.BARREL, FEMALE 60 AMP.....	EA	1
51	3	PAFZZ	5935-00-924-0061	ZZM-16-23S	49367	.INSERT,FEMALE 4 POLE, 60 AMP.....	EA	1
51	4	PAFZZ I		ZZM-W-2016-2050	49367	.ADAPTER,CABLE RUBBER GROMMET AND GRIP, 60 AMP.....	EA	1
51	5	XAFZZP		1940-4	24446	.CABLE,POWER TYPE SO,4 CONDUCTOR,NO 6,600 VOLT,50 FT REQUIRED.....	EA	1
51	6	XBFZZ	5935-00-817-6546	ZZM-W-2116	49367	.SHIELD,ELECTRIC.....	EA	1

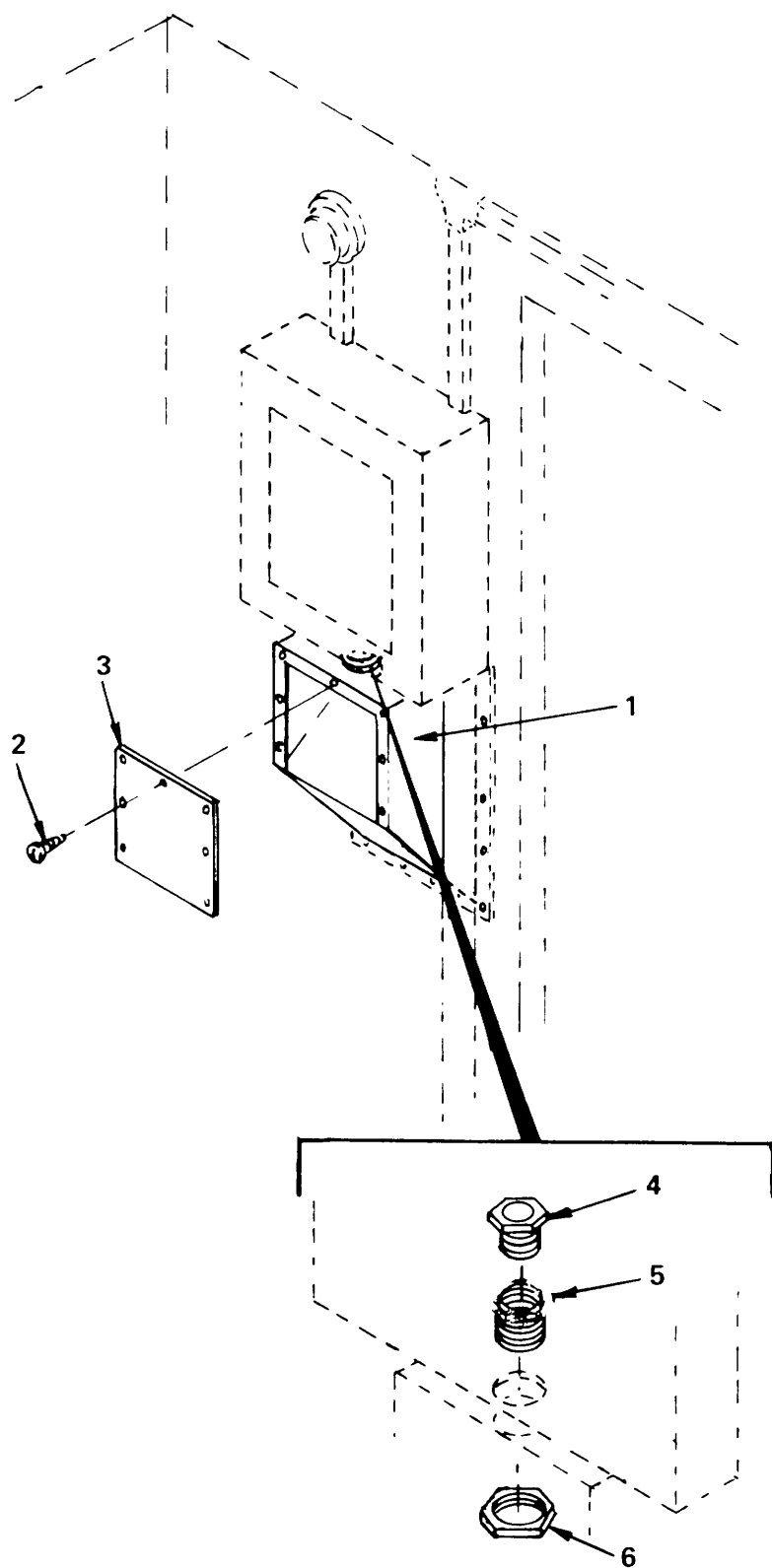


TS 3610-202-34P/52

Figure 52. Main Power Receptacle

SECTION II

(1) ILLUSTRATION		(2)	(3)	(4)	(5)	(6) DESCRIPTION	(7)	(8) QTY INC IN UNIT
(a) FIG. NO.	(b) ITEM NO.	SMR CODE	FEDERAL STOCK NUMBER	PART NUMBER	FSCM	<i>USABLE ON CODE</i>	U.M.	
						GROUP 30 MAIN POWER RECEPTACLE		
52	1	XBFZZ		6-1-5880	81337	CABLE ASSEMBLY, MALE.....	EA	1
52	2	PAFZZ	5935-00-817-6546	ZZM-W-2116	49367	.ADAPTER, MALE 60 AMP.....	EA	1
52	3	PAFZZ	5935-00-229-2422	ZZM-WB-1016	81348	.BARREL, MALE 60 AMP.....	EA	1
52	4	PAFZZ	5935-00-985-0560	ZZM-16-23P	493671	.INSERT, MALE 60 AMP, 4 POLE	EA	1
52	5	PAFZZ	5305-00-954-8996	MS35214-59	96906	SCREW, MACHINE PAN HD, NO 10-24, UNC-24 X 1 IN LG.....	EA	4
52	6	PAFZZ	5310-00-934-9758	MS35649-202	96906	.NUT, PLAIN HEX, NO 10-24, UNC-2B.....	EA	4
52	7	PAFZZ	5310-00-045-5206	MS15795-907	96906	WASHER, FLAT PLAIN, MEDIUM NO 10	EA	4
52	8	PAFZZ		MS35358-100	96906	WASHER, LOCK SPRING, HELICAL, MEDIUM NO 10	EA	4

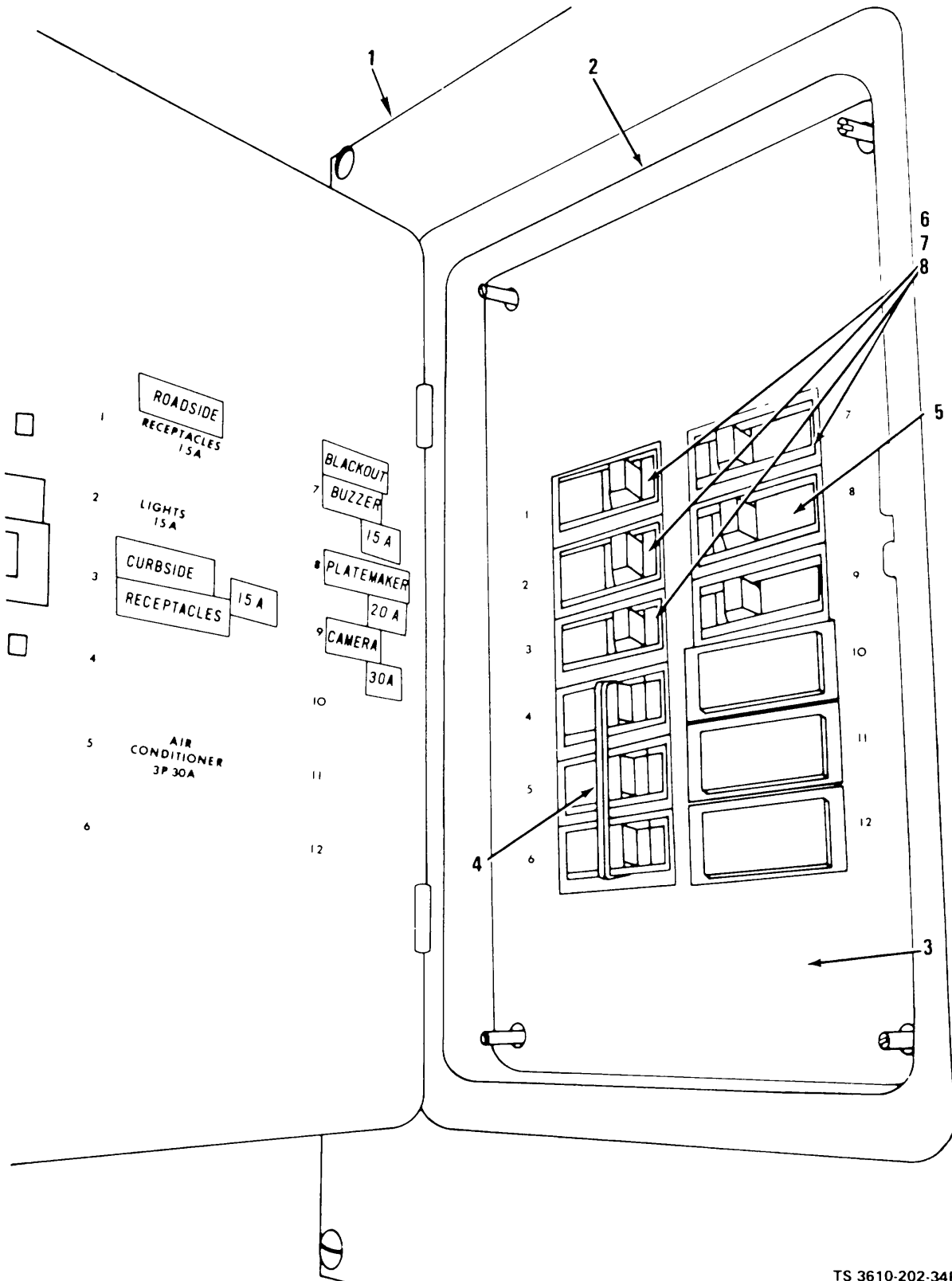


TS 3610-202-34P/53

Figure 53. Main Power Service Box Assembly

SECTION II

(1) ILLUSTRATION		(2)	(3)	(4)	(5)	(6) DESCRIPTION	(7)	(8) QTY INC IN UNIT
(a) FIG. NO.	(b) ITEM NO.	SMR CODE	FEDERAL STOCK NUMBER	PART NUMBER	FSCM	USABLE ON CODE	U.M.	
53	1	XBFZZ		6- -5e52-1	81337	GROUP 31 MAIN POWER SERVICE BOX ASSEMBLY RECFTACLE, BOX ENTRANCE,CABLE	EA	1
53	2	PAFZZ	5305-00-432-4161	MS51861-24	96906	SCREW, TAPPING THREAD FORMING.TYPE AB, PNH, NO 6 X 3/8 IN LG.....	EA	3
53	3	XBFZZ		6-1-5e52-11	B1337	COVER,BOX ENTRANCE	EA	1
53	4	XBFZZ		PES-6	03350	BUSHING INSULATED, 1 1/2 IPS.....	EA	2
53	5	PAFZZ		6-1-5852-3	81337	NIPPLE,CLOSE 1 1/2 IPS X 1 3/4 IN LG.....	EA	1
53	6	XBFZZ		SP-145	03350	LOCKNUT 1 1/2 IPS	EA	2

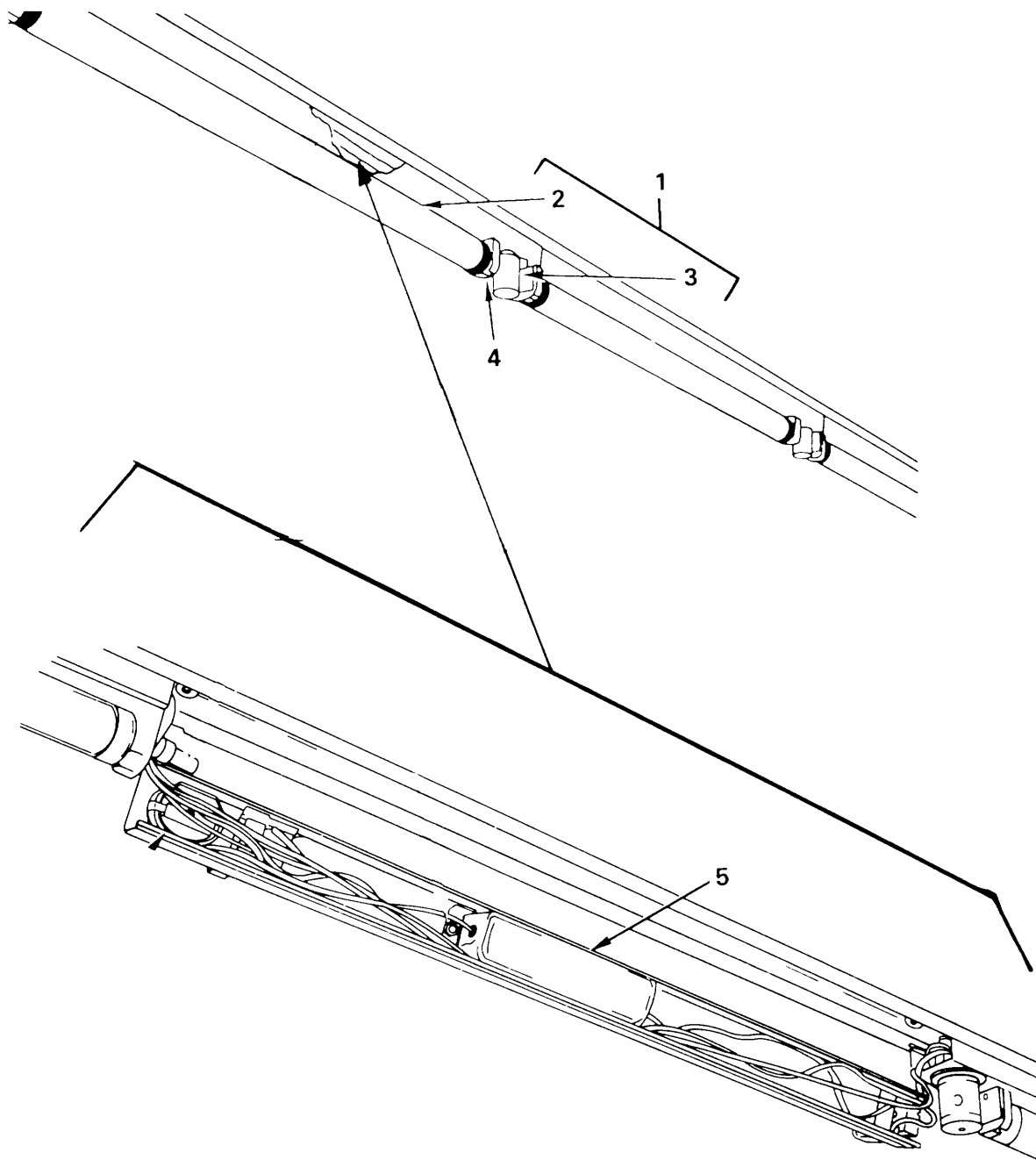


TS 3610-202-34P/54

Figure 54. Circuit Breakers

SECTION II

(1) ILLUSTRATION		(2)	(3)	(4)	(5)	(6) DESCRIPTION	(7)	(8) QTY INC IN UNIT
(a) FIG. NO.	(b) ITEM NO.	SMR CODE	FEDERAL STOCK NUMBER	PART NUMBER	FSCM	USABLE ON CODE	U.M.	
54	1	XBFZZ		B-150	30086	BOX, CIRCUIT	EA	1
54	2	XBFZZ		EQ412-24	30086	ENCLOSURE	EA	1
54	3	XBFZZ		SU-150	30086	SURFACE TRIM.....	EA	1
54	4	PAFZZ	5925-00-124-5015	QP3-B030	30086	BREAKER,CIRCUIT 3 POLE, 30 AMP.....	EA	1
54	5	PAFZZ	5925-00-878-4077	QP1-B020	30086	BREAKER,CIRCUIT 1 POLE,20 AMP.....	EA	1
54	6	PAFZZ	5925-00-850-4536	QP1-B015	30086	BREAKER,CIRCUIT 1 POLE, 15 AMP.....	EA	1
54	7	PAFZZ	5925-00-113-2619	QP2-B015	30086	BREAKER,CIRCUIT 2 POLE, 15 AMP	EA	2
54	8	PAFZZ	5925-00-850-6432	OP1-B030	30086	BREAKER,CIRCUIT 1 POLE, 30 AMP.....	EA	1

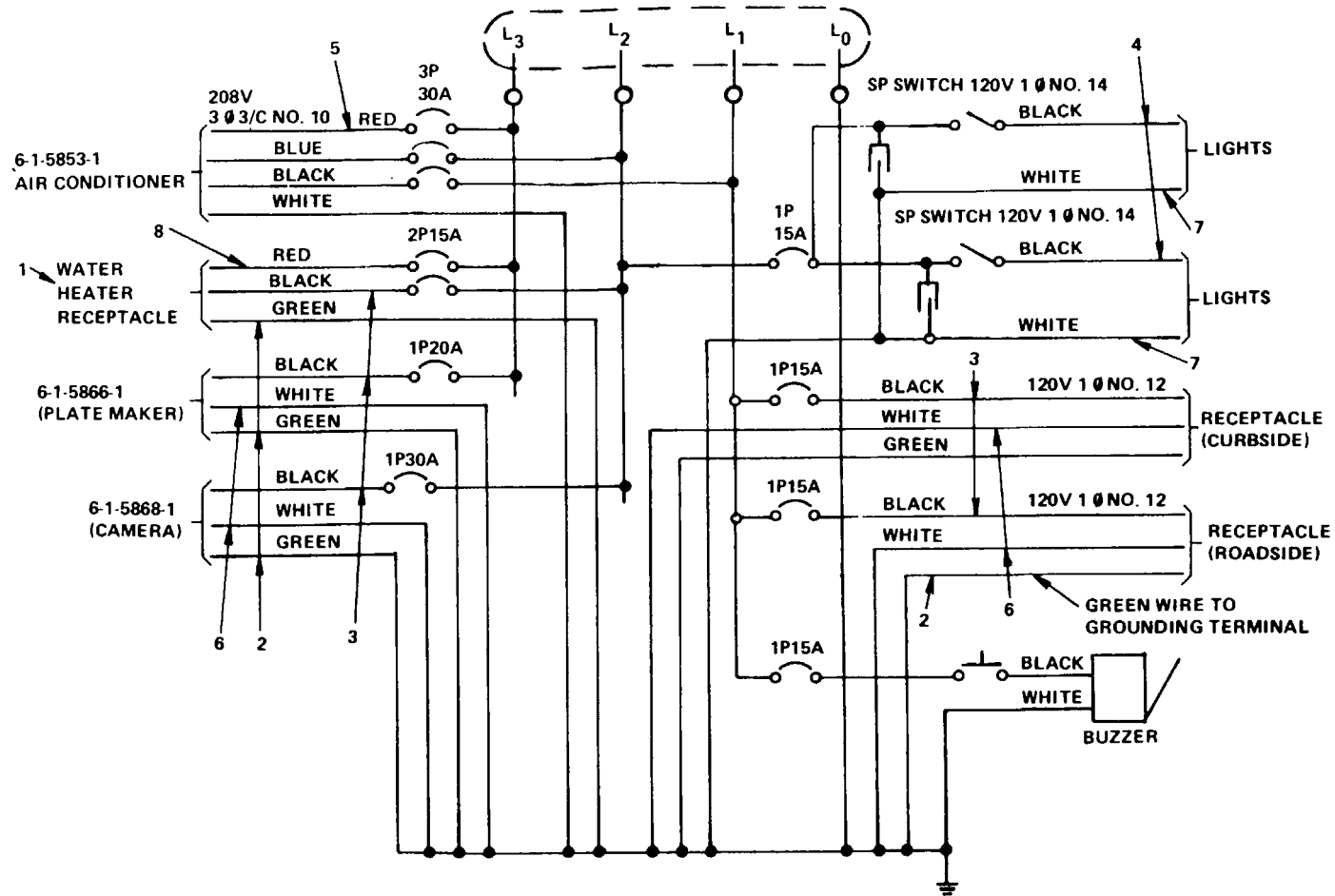


TS 3610-202-34P/55

Figure 55. Lamp Assembly

SECTION II

(1) ILLUSTRATION		(2)	(3)	(4)	(5)	(6) DESCRIPTION	(7)	(8) QTY INC IN UNIT
(a) FIG. NO.	(b) ITEM NO.	SMR CODE	FEDERAL STOCK NUMBER	PART NUMBER	FSCM	USABLE ON CODE	U.M.	
55	1	XBFZZ		ED31410	03350	GROUP 32 LAMP ASSEMBLY FIXTURE, LIGHT	EA	11
55	2	PADZZ	6240-00-152-2982	F1578CW	24445	.LAMP, FLUORESCENT	EA	11
55	3	PADZZ	6250-00-299-2884	FS2	79725	.STARTER FLUORESCENT LAMP	EA	11
55	4	PAFZZ	6250-01-121-6486	2127FB	79725	.HOLDER, LAMP FLORESCENT	EA	22
55	9	PAFZZ	6250-00-168-0466	21K25C	79725	.BALLAST FLUORESCENT LAMP . RECEPTACLE	EA	11

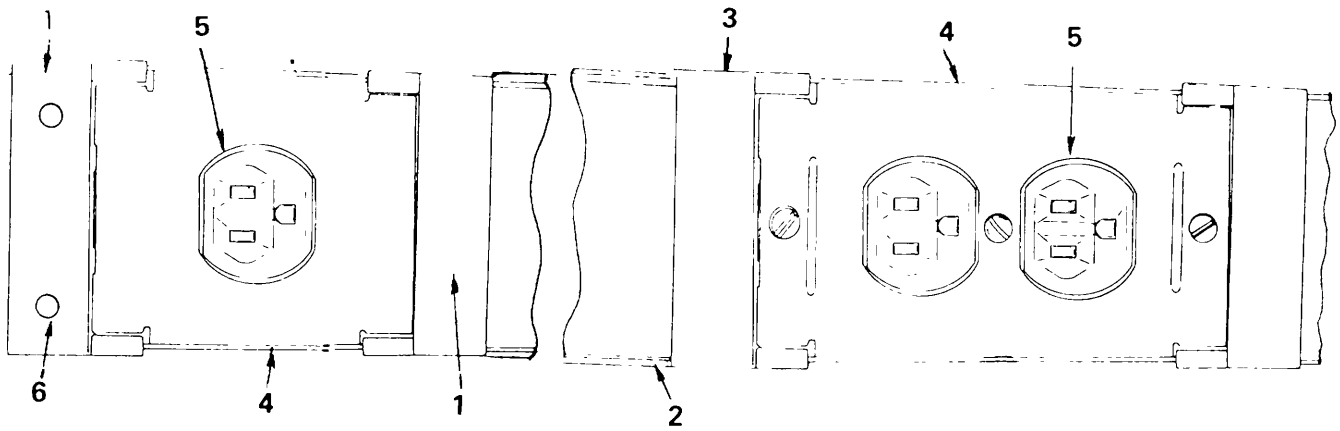


TS 3610-202-34P/56

Figure 56. Lamp Switches

SECTION II

(1) ILLUSTRATION		(2) SMR CODE	(3) FEDERAL STOCK NUMBER	(4) PART NUMBER	(5) FSCM	(6) DESCRIPTION <i>USABLE ON CODE</i>	(7) U.M.	(8) QTY INC IN UNIT
(a) FIG. NO.	(b) ITEM NO.							
						GROUP 33 LAMP SWITCHES		
56	1	XBFZZ		7310	74545	RECEPTACLE	EA	1
56	2	PAFZZ		6-1-5852-4	81337	WIRE, ELECTRICAL 600 V, NO.12 STRANDED, GREEN.....	FT	1
56	3	PAFZZ		6-1-5852-9	81337	WIRE, ELECTRICAL COPPER, PLASTIC COVERED, 600 VOLT, NO 12 STRANDED, COLOR BLACK.....	FT	1
56	4	PAFZZ		621-5852-12	81337	WIRE, ELECTRICAL COPPER, PLASTIC COVERED, 600 VOLT, NO 14 STRANDED, COLOR BLACK.....	FT	1
56	5	XBFZZ	6150-00-111-2679	5715B	04009	CABLE ASSEMBLY W/PLUG, 4 WIRE, 30 AMP, 250 VOLT.....	EA	1
56	6	PAFZZ		6-1-5852-13	81337	WIRE, ELECTRICAL 600 V, NO.12 STRANDED, WHITE	FT	1
56	7	PAFZZ		6-1-5852-14	81337	WIRE, ELECTRICAL COPPER, PLASTIC COVERED, 600 VOLT, NO 14 STRANDED, COLOR WHITE	FT	1
56	8	PAFZZ		6-1-5852-15	81337	WIRE, ELECTRICAL COPPER, PLASTIC COVERED, 600 VOLT, NO 12 STRANDED, COLOR RED.....	FT	1

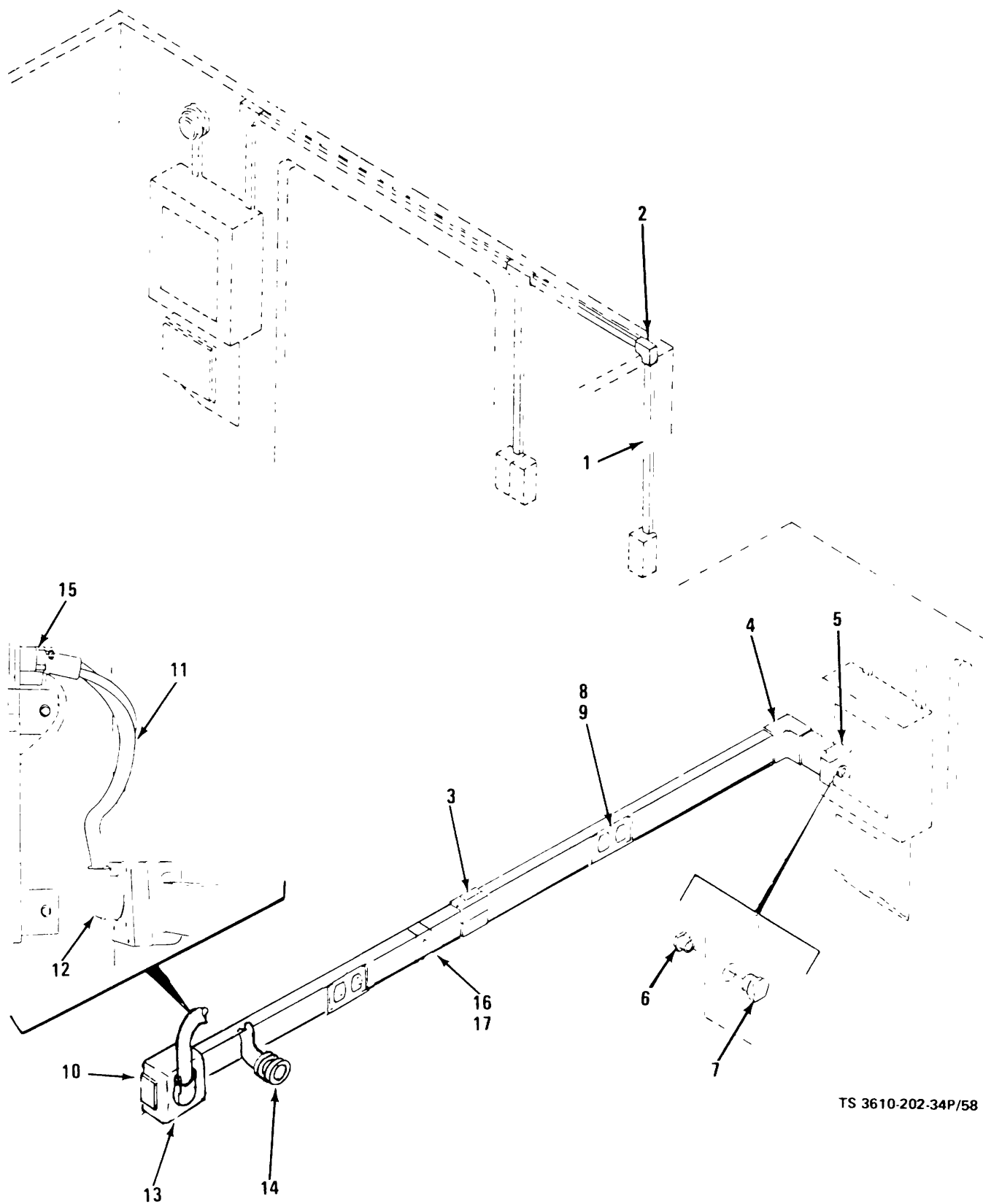


TS 3610-202-34P/57

Figure 57. Receptacles

SECTION II

(1) ILLUSTRATION		(2)	(3)	(4)	(5)	(6) DESCRIPTION	(7)	(8) QTY INC IN UNIT
(a) FIG. NO.	(b) ITEM NO.	SMR CODE	FEDERAL STOCK NUMBER	PART NUMBER	FSCM	<i>USABLE ON CODE</i>	U.M.	
						GROUP 34 EQUIPMENT RECEPTACLF		
57	1	XBFZZ		2100	03350	RACEWAY ELECTRICAL, 1 1/4 IN	FT	2
57	2	XBFZZ		3000B	03350	CHANNEL, RACEWAY 2 3/4 IN X 1 7/16 IN	FT	1
57	3	XBFZZ		3000C	03350	COVFR,RACEWAY	FT	40
57	4	XBFZZ		3046B	03350	COVER.....	EA	1
57	5	PAFZZ	5935-00-448-1085	5252	74545	RECEPTACLE	EA	1
57	6	XBFZZ	5320-00-631-5325	30-104-05-13	94222	RIVET UNIV HC, 1/8 DIA. X 3/16 IN LG	EA	16



TS 3610-202-34P/58

Figure 58. Electrical Raceways

SECTION II

(1) ILLUSTRATION		(2)	(3)	(4)	(5)	(6) DESCRIPTION	(7)	(8) QTY INC IN UNIT
(a) FIG. NO.	(b) ITEM NO.	SMR CODE	FEDERAL STOCK NUMBER	PART NUMBER	FSCM	USABLE ON CODE	U.M.	
59	1	XBFZZ		2100	03350	RACEWAY, ELECTRICAL.....	EA	1
58	2	XBFZZ		2111	03350	ELBOW,RACEWAY FLAT,90 DEGREE,3/4 IN	EA	1
58 1	3	XBFZZ		3001B	03350	COUPLING,RACEWAY OUTSIDE RIGID	EA	
58	4	XBFZZ		3017	03350	ELBOW,RACEWAY INTERNAL	EA	1
58	5	XBFZZ		3086	03350	CONNECTOR,RACEWAY OFFSET,ADJUSTABLE	EA	1
58	6	XBIFZZ		BB125	03350	BUSHING,INSULATED 1 1/4 IPS,MALE.....	EA	1
58	7	XBFZZ		PES-5	03350	BUSHING,INSULATED 1 1/4 IPS,FEMALE.....	EA	1
58	8	XBOZZ		3046B	03350	COVER,RECEPTACLE DUPLEX	EA	4
58	9	PAOZZ	5935-00-448-1085	5252	74545	RECEPTACLE,TWIN 3 POLE,15 AMP,125 VOLT	EA	4
58	10	XBFZZ		3010B	03350	FITTING,RACEWAY END BLANK	EA	3
58	11	PAFZZ		5715B	04009	CABLE.....	EA	1
58	12	PAFZZ	5935-00-920-6828	5737	04009	RECEPTACLE W/COVER,4WIRE,30 AMP,250 VOLT	EA	1
58	13	XBPZZ		72171-1-2	99816	BOX, SQUARE 4 11/16 IN SQUARE.....	EA	1
58	14	PAFZZ	5935-00-643-6688	MS3108B24-10S	96906	CONNECTOR, PLUG ELECTRICAL,90 DEGREE.....	EA	1
58	15	XBFZZ		MS3057A-16	96906	CLAMP,CABLE ELECTRICAL CONNECTOR.....	EA	1
58	16	XBOZZ	5975-00-814-3283	3046A	79725	COVER,RECEPTACLE.....	EA	1
58	17	XBOZZ		7310	74545	RECEPTACLE S FLUSH,TWIST LOCK,3 WIRE, 15 AMP,125 V.....	EA	1

SECTION IV

NATIONAL STOCK NUMBER AND PART NUMBER INDEX

STOCK NUMBER	FIGURE		STOCK NUMBER	FIGURE	
	NO.	ITEM		NO.	ITEM
5310-00-005-0410	48	11	5340-00-112-1383	25	41
4730-00-011-8539	20	7	6150-00-113-0748	29	17
5310-00-019-0670	31	2	5340-00-113-1603	31	4
5310-00-045-3296	3	9	8110-00-132-9640	20	5
5310-00-045-3296	4	6	5940-00-143-4774	30	4
5310-00-045-3296	14	10	5975-00-152-1075	36	8
5310-00-045-3296	25	50	6250-00-168-0466	55	1
5310-00-045-3296	27	9	6250-00-168-0469	55	4
5310-00-045-3296	31	7	4730-00-189-2739	33	
5310-00-045-3296	31	11	4730-00-189-2739	35	
5310-00-045-3296	32	3	4730-00-189-2739	35	6
5310-00-045-3296	32	7	4730-00-189-2739	35	
5310-00-045-3296	32	13	4730-00-189-2741		34
5310-00-045-3296	32	17	4730-00-189-2742	33	3
5310-00-045-3296	37	74	4730-00-189-2742	34	10
5310-00-045-3299	5	5	5310-00-194-9206	1	7
5310-00-045-3299	13	3	5310-00-194-9206	1	14
5310-00-045-3299	16	4	5310-00-194-9206	1	21
5310-00-045-3299	21	7	4710-00-203-3172	33	
5310-00-045-3299	21	12	4710-00-203-3172	33	
5310-00-045-3299	34	2	4710-00-203-3172	35	
5310-00-045-3299	34	5	4710-00-203-3172	35	
5310-00-045-3299	34	13	4710-00-203-3172	35	9
5310-00-045-3299	34	16	4710-00-203-3173	33	
5310-00-045-3299	35	2	4710-00-203-3173	33	9
5310-00-045-3299	37	6	4710-00-203-3173	34	
5310-00-045-3299	37	13	4710-00-203-3173	41	14
5310-00-045-3299	37	20	4710-00-203-3174	33	2
5310-00-045-3299	37	37	4710-00-203-3174	34	11
5310-00-045-3299	37	41	5310-00-208-9255	37	50
5310-00-045-3299	37	5R	5310-00-208-9255	37	54
5310-00-045-3299	37	63	5310-00-208-9255	37	67
5310-00-045-3299	37	89	5310-00-208-9255	37	70
5310-00-045-3299	37	96	5310-00-208-9255	37	79
5310-00-045-3299	38	3	5310-00-208-9255	37	82
5310-00-045-3299	38	5	5310-00-208-9255	37	85
5310-00-045-3299	38	9	5310-00-2C8-9255	37	92
5310-00-045-3299	38	24	5935-00-223-C572	29	18
5310-00-045-3299	38	33	5210-00-223-9607	50	4
5310-00-045-3299	39	4	5306-00-225-9089	28	29
5310-00-045-3299	49	9	5935-00-241-0243	70	2
5310-00-045-3299	50	6	4510-00-242-4360	24	4
5310-00-045-4007	29	10	4730-00-254-6440	35	
5310-00-045-4007	29	13	4730-00-265-6911	35	7
5310-00-045-4007	29	31	5305-00-269-3214	41	19
5310-00-045-4007	29	36	5305-00-269-3219	41	12
5310-00-045-4007	37	32	5305-00-269-3220	3	5
5310-00-045-4007	38	14	5305-00-269-3221	41	6
5310-00-045-4007	38	19	5305-00-269-3222	14	4
5310-00-045-4007	39	12	5310-00-269-3466	28	23
5310-00-045-5206	52	7	4820-00-272-3351	20	19
5305-00-059-4553	29	29	4820-00-275-2224	37	14
5305-00-059-4553	29	32	4730-00-278-2292	20	23
5305-00-059-4553	29	37	5325-00-279-1235	38	30
5320-00-066-2528	36	15	5935-00-280-2381	15	12
5305-00-068-0501	3	2	5325-00-281-1557	29	34
5305-00-068-0502	20	2	5325-00-281-1557	29	40
5305-00-071-2234	1	25	5325-00-281-1557	38	28
5305-00-071-2234	10	3	5325-00-281-1557	37	29
5305-00-071-2234	13	6	5325-00-281-1557	38	31
5305-00-071-2234	42	3	5325-00-282-8146	29	21
5305-00-071-2234	49	3	5935-00-283-3394	30	3
5305-00-071-2234	49	12	5325-00-290-6163	29	20
5340-00-078-7029	7	4	6740-00-403-5664	19	1
5340-00-078-7029	8	4	5310-00-407-9566	3	12
5340-00-078-7029	49	20	5310-00-407-9566	14	7
5310-00-080-6004	48	8	5310-00-407-9566	28	28
5310-00-081-4219	28	30	4820-00-423-2099	20	9
5930-00-082-0762	37	98	5305-00-432-4163	19	3
5310-00-082-1404	38	15	5305-00-432-4163	20	16
5310-00-082-1404	38	20	5305-00-432-4163	24	5
4730-00-084-7435	27	5	5305-00-432-4163	25	51
5310-00-087-4652	41	7	5305-00-432-4163	27	17
9330-00-107-1165	46	3	5305-00-432-4163	40	4
6150-00-111-2679	56	5	5305-00-432-4163	40	7
4520-00-111-5231	37	15	5305-00-432-4163	43	7
5340-00-112-1383	25	9	5305-00-432-4163	44	6
5340-00-112-1383	25	17	5305-00-432-4163	44	8
5340-00-112-1383	25	25	5305-00-432-4163	45	1
5340-00-112-1383	25	33	5305-00-432-4163	50	3

SECTION IV

NATIONAL STOCK NUMBER AND PART NUMBER INDEX

STOCK NUMBER	FIGURE NO.	ITEM NO.	STCK NUMBER	FIGURE NO.	ITEM NO.
5305-00-432-4163	53	2	5310-00-809-8546	28	19
5305-00-432-4170	5	8	5310-00-809-8546	28	21
5305-00-432-8027	25	47	5310-00-809-8546	37	51
5305-00-455-0315	48	5	5310-00-809-8546	37	55
5975-00-479-0330	36	1	5310-00-809-8546	37	68
4130-00-482-6914	32	5	5310-00-809-8546	37	81
4120-00-482-6915	32	9	5310-00-809-8546	37	87
5310-00-487-5408	1	8	5310-00-809-8546	38	6
5310-00-487-5408	1	22	5310-00-809-8546	38	10
4730-00-494-1333	36	4	5310-00-809-8546	38	25
4730-00-494-1423	36	11	5340-00-812-2275	20	3
5935-00-502-1915	37	34	5975-00-814-3283	58	16
5910-00-504-7418	29	28	5935-00-817-6546	51	6
5975-00-519-9060	36	3	5310-00-829-9981	3	13
5975-00-519-9060	36	10	5310-00-829-9981	14	8
5310-00-543-2410	39	8	5320-00-830-0157	48	10
5310-00-543-2410	39	16	5935-00-847-3964	39	13
5340-00-543-4394	29	5	4130-00-860-0042	40	8
5340-00-543-4394	29	26	5910-00-882-0556	29	38
5930-00-548-9771	29	2	6685-00-885-0640	29	33
5935-00-552-3041	29	19	5305-00-889-3000	29	14
4210-00-555-8837	42	1	5305-00-889-3000	37	35
5310-00-559-0070	29	4	5305-00-889-3000	38	16
5310-00-559-0070	29	8	5305-00-889-3001	38	21
5310-00-582-5965	1	26	5310-00-913-8881	48	6
5310-00-582-5965	3	3	5935-00-920-6828	58	11
5310-00-582-5965	4	9	6545-00-922-1200	43	1
5310-00-582-5965	10	4	4730-00-929-0791	27	13
5310-00-582-5965	12	3	5310-00-934-9734	39	6
5310-00-582-5965	13	7	5310-00-934-9734	39	14
5310-00-582-5965	20	4	5310-00-934-9747	29	9
5310-00-582-5965	21	16	5310-00-934-9747	29	12
5310-00-582-5965	43	4	5310-00-934-9747	29	30
5310-00-582-5965	49	4	5310-00-934-9747	29	35
5310-00-582-5965	49	13	5310-00-934-9747	37	31
5330-00-588-0892	36	2	5310-00-934-9747	38	13
5330-00-588-0892	36	9	5310-00-934-9747	38	18
5340-00-621-3297	34	8	5310-00-934-9751	31	6
5340-00-621-3297	34	19	5310-00-934-9751	31	10
5320-00-631-5325	11	2	5310-00-934-9751	32	2
5320-00-631-5325	20	17	5310-00-934-9751	32	6
5320-00-631-5325	43	3	5310-00-934-9751	32	12
5320-00-631-5325	50	8	5310-00-934-9751	32	16
5320-00-631-5325	57	6	5310-00-934-9754	39	2
7110-00-634-8596	7	1	5310-00-934-9755	39	10
5935-00-646-6664	39	9	5310-00-934-9757	5	6
5975-00-682-0561	44	12	5310-00-934-9757	21	8
4730-00-689-1288	33	8	5310-00-934-9757	21	13
4730-00-689-1288	41	17	5310-00-934-9757	28	7
4120-00-689-5255	32	15	5310-00-934-9757	29	23
5340-00-651-0956	25	7	5310-00-934-9757	29	24
5340-00-691-0956	25	15	5310-00-934-9757	34	1
5340-00-691-0956	25	23	5310-00-934-9757	34	4
5340-00-691-0956	25	31	5310-00-934-9757	34	12
5340-00-691-0956	25	39	5310-00-934-9757	34	15
5340-00-754-0996	28	10	53L0-00-934-9757	35	1
5305-00-754-4451	28	11	5310-00-9349757	37	5
5305-00-754-4451	28	15	5310-00-934-9757	37	19
5305-00-756-4451	37	1	5310-00-934-9757	37	22
5320-00-770-5111	37	11	5310-00-934-9757	37	25
5320-00-770-5565	29	42	5310-00-934-9757	37	36
5340-00-781-5804	28	24	5310-00-934-9757	37	40
5940-00-791-8148	38	12	5310-00-934-9757	37	57
5940-00-792-4182	38	27	5310-00-934-9757	37	62
5930-00-792-8243	29	39	5310-00-934-9757	37	88
5310-00-8C9-4058	1	28	5310-00-934-9757	37	95
5310-00-8C9-4058	10	6	5310-00-93 4-9757	38	2
5310-00-809-8544	28	9	5310-00-934-9757	38	8
5310-00-809-8544	28	12	5310-00-934-5757	3P	23
5310-00-809-8544	28	16	5310-00-934-9757	38	32
5310-00-809-0544	35	3	5310-00-934-9757	50	7
5310-00-809-8544	37	2	5310-00-9349758	3	10
5310-00809-8544	37	23	5310-00-934-9758	4	7
5310-00-809-8544	37	26	5310-00-934-9758	14	11
5310-00-809-8544	37	38	5310-00-934-9758	16	6
5310-00-809-8544	37	42	5310-00-934-9758	25	49
5310-00-809-8544	37	59	5310-00-936-9758	27	8
5310-00-809-8544	37	64	5310-00-934-9758	49	10
5310-00-809-8546	28	2	5310-00-934-5758	52	6
5310-00-809-8546	28	5	5940-00-937-5237	47	7

SECTION IV

NATIONAL STOCK NUMBER AND PART NUMBER INDEX

STOCK NUMBER	FIGURE NO.	ITEM NO.	STOCK NUMBER	FIGURE NO.	ITEM NO.
5310-00-948-0755	7		5305-00-984-6194	37	24
5310-00-948-0755	8	110	5305-00-984-6194	37	39
5320-00-951-3217	25	6	5305-00-984-6195	38	11
5320-00-951-3217	25	14	5305-00-984-6195	38	26
5320-00-951-3217	25	22	5305-00-984-6195	50	5
5320-00-951-3217	25	30	5305-00-984-6210	4	5
5320-00-951-3217	25	38	5305-00-984-6210	25	48
4730-00-952-3119	33		5305-00-984-6210	27	7
4730-00-954-2638	34	9	5310-00-984-6610	37	46
5305-00-954-2728	28	8	5310-00-984-7042	48	7
5305-00-954-2728	37	7	5305-00-984-7342	37	52
5305-00-954-2728	37	27	5305-00-984-7342	37	56
5305-00-954-2728	37	60	5305-00-984-7342	37	71
5305-00-954-2728	37	65	5305-00-984-7342	37	80
5305-00-954-3487	3	8	5305-00-984-7342	37	83
5305-00-954-3487	14	9	5305-00-984-7342	37	86
5305-00-954-8996	52	5	5305-00-984-7363	7	9
5320-00-957-3582	31	14	5305-00-984-7363	8	9
5320-00-957-3582	37	9	5305-00-984-7363	15	29
5945-00-957-4954	38	34	5305-00-9R8-1723	21	17
5305-00-958-0340	35	4	5305-00-989-7434	31	8
5305-00-958-4348	39	7	5305-00-989-7434	31	12
5305-00-958-4348	39	15	5305-00-989-7434	32	4
5305-00-958-4354	3	11	5305-00-989-7434	32	8
5305-00-958-4358	39	3	5305-00-989-7434	32	14
5305-00-958-5246	4	8	5305-00-989-7434	32	18
5305-00-958-5246	37	48	5305-00-989-7435	31	3
5305-00-958-5252	3	11	5305-00-993-1848	28	1
5305-00-958-5252	14	6	5305-00-993-1848	28	4
4540-00-958-5568	31	5	5305-00-993-1848	28	18
5340-00-975-1440	28	13	5305-00-993-1848	28	20
5340-00-975-1440	28	17	5305-00-993-1848	37	69
5940-00-983-6050	28	16	5305-00-993-1848	37	73
5310-00-983-8483	29	11	5305-00-993-1848	37	93
5310-00-983-8483	29	15	5305-00-993-2457	12	2
5310-00-983-8483	37	33	5320-00-994-7076	25	8
5310-00-984-3806	41	9	5320-00-994-7076	25	16
5305-00-984-6189	18	3	5320-00-994-7076	275	24
5305-00-984-6191	38	4	5320-00-994-7C76	25	32
5305-00-984-6193	13	2	5320-00-994-7C76	25	40
5305-00-984-6193	21	6	5310-00-997-1888	1	27
5305-00-984-6193	21	11	5310-00-997-1888	4	10
5305-00-984-6193	29	3	5310-00-997-1888	10	5
5305-00-984-6193	29	7	5310-00-997-1888	13	8
5305-00-984-6193	29	27	5310-00-997-1888	28	27
5305-00-984-6193	34	3	5310-00-997-1888	42	5
5305-00-984-6193	34	6	5310-00-997-1888	49	5
5305-00-984-6193	34	14	5310-00-997-1888	49	14
5305-00-984-6193	34	17	5340-01-021-4103	5	4
			3610-01-037-6326	23	1
5305-00-984-6193	37	12	4310-01-041-6869	5	2
5305-00-984-6193	37	43	2540-01-071-0160	48	
5305-00-984-6194	37	21			

PART NUMBER	FIG. NO.	ITEM NO.	PART NUMBER	FIG. NO.	ITEM NO.
AAS700TYPE2SIZE1	81348	7	A6775	7947C	20
ABCIAY11SV	77342	38	A690	79470	20
AD425	07707	37	B-150	30086	54
AD4ZS	07707	37	88125	03350	58
AD4ZS	07707	3	CA36KFW01O4	81349	29
AD04185	07707	37	CA37KFWI04	81349	29
AD425	07707	31	CR105C002	24443	38
AD5385	90030	36	C16P	66295	27
AD625	07707	9	C16P	66295	27
AD62S	07707	9	DBF9	49367	36
AD66S	07707	3	059	49367	36
AD66S	07707	15	089	49367	36
ARTMW20	65586	20	ED-31410	03350	55
A1518	14370	38	ECDV3-3-4	00732	37
A5052	41947	33	EC412-24	30086	54
A5052	41947	35	FFS92TYPE1STYLE4S	81348	1
A5052	41947	35	FFS92TYPE1STYLE4S	81348	1
A5052	41947	35	FFS92TYPE1STYLE4S	81348	1
A5053	41947	34	FS2	79725	55
A5157	41947	33	F1578CW	24445	55
A5157	41947	34	GGG-L-211	81348	80
A6611	41947	34	HC101-0-1	65149	29

SECTION IV

NATIONAL STOCK NUMBER AND PART NUMBER INDEX

PART NUMBER	FSCM	FIG. NO.	ITEM NO.	PART NUMBER	FSCM	FIG. NO.	ITEM NO.
HF18S	35550	26	2	MS27183-7	96906	37	64
HP6N	09922	28	13	MS27183-8	96906	28	2
HP6N	09922	28	17	MS27183-8	96906	28	5
HT2-50	76005	3	7	MS27183-8	96906	28	19
HT2-80	76005	14	3	MS27183-8	96906	28	21
H39	79470	27	11	MS27183-8	96906	37	51
H39	79470	27	19	MS27183-8	96906	37	55
JH4-26	86887	1	8	MS27183-8	96906	37	68
JH4-26	86887	1	22	MS27183-8	96906	37	81
LBS11-16	06666	21	2	MS27183-8	96906	37	87
MD4248S	07707	29	42	MS27183-8	96906	38	6
MD63085	07707	48	0	MS527183-8	96906	38	10
MILC406	81349	18	8	MS527183-8	96906	38	25
MILF21840	81349	18	7	MS3057-12A	96906	29	18
MILF21840	81349	18	6	MS3057-12E	96906	30	3
MILG16491	81349	18	9	MS3057A-16	96906	58	15
MILG16491	81349	18	13	MS3100R20-15S	96906	39	9
MILLW111075	81349	18	12	MS3100R22-20S	96906	39	17
MILS12100	81349	13	1	MS3100R24-10P	96906	39	13
MILS22473	81349	26	3	MS3108820-15P	96906	30	2
MILW530	81349	7	3	MS3108820-22SC	96906	29	19
MILW530	81349	7	6	MS3108824-10S	96906	58	14
? ILW530	81349	8	3	MS35190-238	96906	29	29
MILW530	81349	8	6	MS35190-238	96906	29	32
MILW530	81349	18	5	MS35190-238	96906	29	37
MILW530	81349	18	11	MS35190-255	96906	28	8
MILW530	81349	49	19	MS35190-255	96906	37	7
MILW530	81349	49	22	MS35190-255	96906	37	27
MODEL820	62812	21	1	MS35190-255	96906	37	60
MODEL1400	10066	22	1	MS35190-255	96906	37	65
MODEL65	25795	37	15	MS35190-271	96906	3	8
MS15795-907	96906	52	7	MS35190-271	96906	14	9
MS20613-4P4	96906	25	8	MS35190-282	96906	49	8
MS20613-4P4	96906	25	16	MS35190-289	96906	4	8
MS20613-4P4	96906	25	24	MS35190-289	96906	37	48
MS20613-4P4	96906	25	32	MS35190-3C4	96906	3	11
MS20613-4P4	96906	25	40	MS35190-304	96906	14	6
MS20613-6P8	96906	25	6	MS35191-272	96906	7	9
MSZO613-6P8	96906	25	14	MS35191-272	96906	8	9
MS20613-6P8	96906	25	22	MS35191-272	96906	15	29
MS20613-6P8	96906	25	30	MS35191-274	96906	37	52
MS20613-6P8	96906	25	38	MS35191-274	96906	37	56
MS21316-13	96906	5	2	MS35191-274	96906	37	71
MS21316-13	96906	16	5	MS35191-274	96906	37	80
MS21316-13	96906	21	15	MS35191-274	96906	37	83
MS21316-45	96906	15	17	MS35191-274	96906	37	86
MS21919-10	96906	34	8	M535206-230	96906	29	14
MS21919-10	96906	34	19	MS35206-230	96906	37	35
MS21919-6	96906	28	10	MS35206-230	96906	38	16
MS21919DG6	96906	29	5	MS35206-231	96906	38	21
MS21919006	96906	29	26	MS35206-241	96906	18	3
MS24269-50	96906	44	2	MS35206-243	96906	38	4
MS24618-29	96906	28	11	MS35206-245	96906	13	Z
MS24618-29	96906	28	15	MS35206-245	96906	21	6
MS24618-29	96906	37	1	MS35206-245	96906	21	11
MS25036107	96906	30	5	MS35206-245	96906	29	3
MS25036-153	96906	30	4	MS35206-245	96906	29	7
MS27022-5	96906	27	5	MS35206-245	96906	29	27
MS27025-5	96906	27	10	MS35206-245	96906	34	3
MS27028-5	96906	27	13	MS35206-245	96906	34	6
MS27130S26	96906	28	23	MS35206-245	96906	34	14
MS27183-10	06906	1	28	MS35206-245	96906	34	17
MS27183-10	96906	10	6				
MS27183-12	96906	28	30	MS35206-245	96906	37	12
MS27183-14	96906	48	8	MS35206-245	96906	37	43
MS27183-5	96906	29	11	MS35206-246	96906	37	21
MS27183-5	96906	29	15	MS35206-246	96906	37	24
MS27183-5	96906	37	33	MS35206-246	96906	37	39
MS27183-6	96906	38	15	MS35206-247	96906	38	11
MS2718-6	96906	38	20	MS35206-247	96906	38	26
MS27183-7	96906	28	9	MS35206-247	96906	50	5
MS27183-7	96906	28	12	M535206-263	96906	4	5
MS27183-7	96906	28	16	MS35206-263	96906	25	48
MS27183-7	96906	35	3	MS35206-263	96906	27	7
MS27183-7	96906	37	2	MS35206-279	96906	21	17
MS27183-7	96906	37	23	MS35207-217	96906	39	7
MS27183-7	96906	37	26	MS35207-217	96906	39	15
MS27183-7	96906	37	38	MS35207-230	96906	39	11
MS27183-7	96906	37	42	MS35207-243	96006	39	3
MS27183-7	96906	37	59	MS35207-247	96906	35	4

SECTION IV

NATIONAL STOCK NUMBER AND PART NUMBER INDEX

PART NUMBER	FSCM	FIG. NO.	ITEM NO.	PART NUMBER	FSCM	FIG. NO.	ITEM NO.
MS35207-263	96906	31	8	MS35338-44	96906	20	4
MS35207-263	96906	31	12	MS35338-44	96906	21	16
MS35207-263	96906	32	4	MS35338-44	96906	43	4
MS35207-263	96906	32	8	MS35338-44	96906	49	4
MS35207-263	96906	32	14	MS35338-44	96906	49	13
MS35207-263	96906	32	18	MS35338-45	96906	3	12
MS35207-264	96906	31	3	MS35330-45	96906	14	7
MS35207-265	96906	28	1	MS35338-45	96906	28	28
MS35207-265	96906	28	4	MS35338-46	96906	3	6
MS35207-265	96906	28	B8	MS35338-46	96906	14	5
MS35207-265	96906	28	20	MS53533-46	96906	41	8
MS35207-265	96906	37	69	MS35338-46	96906	41	11
MS35207-265	96906	37	73	MS35338-46	96906	41	13
MS35207-265	96906	37	93	MS35338-46	96906	41	21
MS35207-284	96906	12	2	MS35359-100	96906	52	B
MS35214-59	96906	52	5	MS35489-13	96906	29	20
MS35307-367	96906	48	5	MS35489-17	96906	29	34
MS35333-106	96906	31	2	MS35489-17	96906	29	40
MS35333-38	96906	29	4	MS35489-17	69906	38	28
MS35333-38	96906	29	8	MS35489-17	96906	38	29
MS35336-3	96906	1	7	MS35489-17	96906	38	31
MS35336-3	96906	1	14	MS35549-2252	96906	3	4
MS35336-3	96906	1	21	MS35649-202	96906	3	10
MS35338-141	96906	48	7	MS35649-202	96906	4	7
MS35338-38	96906	29	25	MS35649-202	96906	14	11
MS35338-40	96906	39	8	MS35649-202	96906	16	6
M535338-40	96906	39	16	MS35649-202	96906	25	49
MS35338-41	96906	29	10	MS35649-202	96906	27	8
MS35338-41	96906	29	13	MS35649-202	96906	49	10
MS35339-41	96906	29	31	MS35649-202	96906	52	6
MS35338-41	96906	29	36	MS35649-2252	96906	1	27
MS35338-41	96906	37	32	MS35649-2252	96906	4	10
MS35338-41	96906	38	14	MS35649-2252	96906	10	5
MS35338-41	96906	38	19	MS35649-2252	96906	13	8
MS35338-41	96906	39	12	MS35649-2252	96906	28	27
MS35338-42	96906	5	5	MS35649-2252	96906	42	5
MS35338-42	96906	13	3	MS35649-2252	96906	49	5
M535338-42	96906	16	4	MS35649-2252	96906	49	14
MS35338-42	96906	21	7	MS35649-2312	96906	3	13
MS35338-42	96906	21	12	MS35649-2312	96906	14	8
MS35338-42	96906	34	2	MS35649-262	96906	29	9
MS35338-42	96906	34	5	MS35649-262	96906	29	12
M535338-42	96906	34	13	M535649-262	96906	29	30
MS35338-42	96906	34	16	MS35649-262	96906	29	35
M535338-42	96906	35	2	MS35649-262	96906	37	31
MS35338-42	96906	37	6	MS35649-262	96906	38	13
MS35338-42	96906	37	13	MS35649-262	96906	38	18
MS35338-42	96906	37	20	MS35649-282	96906	5	6
MS35338-42	96906	37	37	MS35649-282	96906	21	8
MS35338-42	96906	37	41	MS35649-282	96906	21	13
MS35338-42	96906	37	58	MS35649-282	96906	28	1
MS35338-42	96906	37	63	MS35649-282	96906	29	23
MS35338-42	96906	37	89	MS35649-282	96906	29	24
M535338-42	96906	37	96	MS35649-282	96906	34	1
MS35338-42	96906	38	3	MS35649-282	96906	34	4
MS35338-42	96906	38	5	MS35649-282	96906	34	12
MS3533P42	96906	38	9	MS35649-282	96906	34	15
M535338-42	96906	38	24	MS35649-282	96906	35	1
M535338-42	96906	38	33	MS35649-282	96906	37	5
MS35338-42	96906	39	4	MS35649-282	96906	37	19
MS35338-42	96906	49	9	MS35649-282	96906	37	22
MS35338-42	96906	50	6	MS35649-282	96906	37	25
MS35339-43	96906	3	9	MS35649-282	96906	37	36
MS35338-43	96906	4	6	MS35649-282	96906	37	40
M535338-43	96906	14	10	MS35649-282	96906	37	57
MS35338-43	96906	25	50	MS35649-282	96906	37	62
MS35338-43	96906	27	9	MS35649-282	96906	37	BB
MS35338-43	96906	31	7	MS35649-282	96906	37	95
MS35338-43	96906	31	11	MS35649-282	96906	38	2
MS35338-43	96906	32	3	MS35649-282	96906	38	8
MS35338-43	96906	32	7	MS35649-282	96906	38	23
MS35338-43	96906	32	13	MS35649-282	96906	38	32
MS35338-43	96906	32	17	MS35649-282	96906	50	1
MS35338-43	96906	37	74	MS35650-302	96906	31	6
MS35338-44	96906	1	26	MS35650-302	96906	31	10
MS35338-44	96906	3	3	MS35650-302	96906	32	2
MS35338-44	96906	4	9	MS35650-302	96906	32	6
MS35338-44	96906	010	4	MS35650-302	96906	32	12
MS35338-44	96906	12	3	MS35650-302	96906	32	16
MS35338-44	96906	13	7	MS39650-342	96906	39	6

SECTION IV

NATIONAL STOCK NUMBER AND PART NUMBER INDEX

PART NUMBER	FSCM	FIG. NO.	ITEM NO.	PART NUMBER	FSCM	FIG. NO.	ITEM NO.
MS35650-342	96906	39	14	S31B-181	03481	15	18
MS35650-362	96906	39	10	S37-381	25472	41	20
MS35650-382	96906	39	2	S378-285	25472	41	22
MS35783-1	96906	37	14	TC154-0-4	05624	29	39
MS35P21-5A	96906	15	8	712845	65586	31	5
MS35822-10	96906	47	2	TYPE86	79725	40	6
MS35823-20	96906	9	2	WWP451	81342	24	4
MS51816-24	96906	47	6	WWT775	81348	33	
MS51861-13	96906	41	4	WWT775	81348	33	2
MS51861-22	96906	25	47	WWT775	81348	33	
MS51861-24	96906	19	3	WWT775	81348	33	
MS51861-24	96906	20	16	WWT775	81348	33	9
MS51861-24	96906	24	5	WWT775	81348	35	
MS51861-24	96906	25	51	WWT775	81348	41	14
MS51861-24	96906	27	17	WWT775	81349	34	
MS51861-24	96906	40	4	WWT775	81349	35	
MS51861-24	96906	40	7	WWT775	81349	35	
MS51861-24	96906	43	7	WILW530	81349	15	24
MS51861-24	96906	44	6	W1006	41947	41	16
MS51861-24	96906	44	8	W2017	41947	35	
MS51861-24	96906	45	1	ZZM-W-2016-2050	49367	51	4
MS51861-24	96906	50	3	ZZM-W-2116	49367	51	6
MS51861-24	96906	53	2	ZZM-W-2116	49367	52	2
MS51P61-24C	96906	16	7	ZZM-WB-1016	81348	52	3
MS51 861-35	96906	5	8	ZZM-WB-1516	49367	51	2
MS51861-65	96906	44	10	ZZM-16-23P	49367	52	4
MS51922-17	96906	41	7	ZZM-16-23S	49367	51	3
MS51922-9	96906	41	9	1/0	01976	45	2
MS51926-3	96906	7	4	10WEBTXB	09523	36	4
MS51926-3	96906	8	4	11T21	81439	37	98
MS51926-3	96906	49	20	11240409-19	17773	33	
MS51971-3	96906	48	6	1300	90800	20	14
MS51971-4	96906	48	11	141	59730	36	8
MS90725- 12	96906	43	5	15797N	14608	9	4
MS90725-17	96906	1	25	1785	19557	44	9
MS90 725- 17	96906	10	3	1940-4	24446	51	5
MS90725- 17	96906	13	6	200	0335C	44	3
MS90725-17	96906	42	3	21	70485	5	4
MS90725-17	96906	49	3	21-40410-16	94222	28	24
MS90725-17	96906	49	12	21-40910-16	94222	20	3
MS90725-5	96906	3	2	21K25C	79725	55	5
MS90725-6	96906	20	2	2100	03350	57	1
MS90725-64	96906	41	19	2111	03350	58	2
MS90725-69	96906	41	12	2115	03350	44	5
MS90725- 70	96906	3	5	2127FB	79725	55	4
MS90725-71	96906	41	6	3000B	03350	57	2
MS90725-72	96906	14	4	3000C	03350	57	3
MS90726-34	96906	28	29	3001B	03350	58	3
MTC427	75272	31	4	3010B	03350	58	10
M1LC40060	81348	10	1	3017	03350	58	4
M1LC496	81349	15	21	3046A	79725	56	16
M1LC496	81349	15	25	3046B	03350	58	8
M1LR3390	81349	15	22	3086	03350	58	5
M1LR3390	81349	15	26	3105	76785	7	7
M1LW 530	81349	15	20	3105	76785	8	7
NN6	02751	38	17	3105	76785	49	23
NW714J	04569	30	6	340A	19557	44	1
PB08NAO1	81349	47	7	38-104-03-13	94222	46	2
PES-5	03350	58	7	38-104-05-13	94222	11	2
PES-6	03350	53	4	38-104-05-13	94222	20	17
PPP-P-420	81348	20	5	38-104-05-13	94222	43	3
P17507	05415	35	7	38-104-05-13	94222	50	8
QP1-8015	30086	54	6	38-104-05-13	94222	57	6
QP1-P020	30086	54	5	41X4	79740	20	24
QP1-B030	30086	54	8	41X6	79470	20	7
QP2-BO15	30086	54	7	43-1-3-0	94222	25	7
QP3-8030	30086	54	4	43-1-3-0	94222	25	15
R180HASTMSBE41-42	82942	33	4	43-1-3-0	94222	25	23
SE46	61957	29	21	43-1-3-0	94222	25	31
SK66BS	07707	15	16	43-1-3-0	94222	25	39
SLXR06	16258	45	3	43-10-3-0	94222	25	9
SM-C-450466	80063	46	3	43-10-3-0	94222	25	17
SP-145	03350	53	6	43-10-3-0	94222	25	25
SSD43SSBS	07707	9	5	43-10-3-0	94222	25	33
SU-150	30086	54	3	43-10-3-0	94222	25	41
S10B-80	03481	15	30	48X68	79470	20	6
S10B80	03481	7	10	51-13-709-24	94222	15	11
S10880	03481	8	10	51-13-809-24	94222	15	9
S135N61/2	35550	26	1	511-101800-50	78189	31	1
S25-80	03481	43	6	5252	74545	58	9

SECTION IV

NATIONAL STOCK NUMBER AND PART NUMBER INDEX

PART NUMBER	FSCM	FIG. NO.	ITEM NO.	PART NUMBER	FSCM	FIG. NO.	ITEM NO.
5262	59730	36	2	6-1-5856	81337	27	
5262	59730	36	9	6-1-5856-1	81337	27	1
5706005-1	81902	37	94	6-1-5856-2	81337	27	2
5706C05-2	81902	37	84	6-1-5856-3	81337	27	3
5706006-1	81902	37	77A	6-1-5856-4	81337	27	4
5706006-2	81902	37	76	6-1-5856-5	81337	27	6
5706009-501	74451	37	66	6-1-5856-6	81337	27	14
5706009-501	81902	37	61	6-1-5856-7	81337	27	15
5706011-501	81902	37	49	6-1-5856-8	81337	27	16
5706011	81902	37	30	6-1-5857	81337	1	1
5706012	81902	37	91	6-1-5857-10	81337	1	9
5706013	81902	37	44	6-1-5857-11	81337	1	16
5706014	81902	37	28	6-1-5857-7	81337	1	23
5706021-1	81902	29	22	6-1-5857-9	81337	1	2
5706022-1	81902	32	15	6-1-5858	81337	11	1
5706022-2	81902	32	5	6-1-5R58-10	81337	20	15
5706022-3	81902	32	19	6-1-5859	81337	50	
5706022-4	81902	32	9	6-1-5859-1	81337	50	1
5706044	81902	37	29	6-1-5859-2	81337	50	2
5706101-501	81902	34	20	6-1-5860	81337	12	1
5706102-501	81902	35	5	6-1-5861	81337	13	4
5706103	81902	34	11	6-1-5862-1	81337	5	1
5706104-501	81902	33	1	6-1-5862-2	81337	5	3
5706107-501	81902	33	6	6-1-5863	81337	6	1
5706167-1	81902	36	14	6-1-5864-1	81337	16	1
5706167-2	81902	36	12	6-1-5864-2	81337	16	2
5706167-3	81902	36	7	6-1-5864-3	81337	16	3
5706167-4	81902	36	5	6-1-5865	81337	17	1
5706170-1	81902	36	13	6-1-5866-1	81337	2	1
5706170-2	81902	36	6	6-1-5866-2	81337	4	1
5706176-2	81902	34	7	6-1-5866-3	81337	4	2
5706176-2	81902	34	18	6-1-5866-4	81337	4	4
5706178	81902	37	17	6-1-5866-5	81337	4	3
5715B	04009	56	5	6-1-5866-6	81337	3	1
5737	04009	58	11	6-1-5866-7	81337	3	1
6-1-5850-3	81337	19	1	6-1-5866-8	81337	3	14
6-1-5850-5	81337	42	1	6-1-5866-8	81337	14	2
6-1-5850-6	81337	43	1	6-1-5866-9	81337	3	15
6-1-5851	81337	25		6-1-5867	81337	9	1
6-1-5851-1	81337	25	1	6-1-5867-6	81337	9	3
6-1-5851-14	81337	25	46	6-1-5868	81337	15	
6-1-5851-15	81337	25	2	6-1-5868-2	81337	14	1
6-1-5851-16	81337	25	10	6-1-5868-22	81337	15	12
6-1-5851-17	81337	25	18	6-1-5868-3	81337	15	3
6-1-5851-18	81337	25	26	6-1-5868-4	81337	15	4
6-1-5851-19	81337	25	34	6-1-5868-5	81337	15	5
6-1-5851-23	81337	25	5	6-1-5868-6	81337	15	6
6-1-5851-23	81337	25	13	6-1-5868-7	81337	15	7
6-1-5851-23	81337	25	21	6-1-5868-8	81337	15	10
6-1-5851-23	81337	25	29	6-1-5869	81337	48	
6-1-5851-23	81337	25	37	6-1-5869-1THRU3	81337	48	1
6-1-5851-25	81337	25	45	6-1-5869-4	81337	48	2
6-1-5852-1	81337	53	1	6-1-5869-5	81337	48	3
6-1-5852-10	81337	20	26	6-1-5869-6	81337	48	4
6-1-5852-11	81337	53	3	6-1-5870	81337	17	2
6-1-5852-13	81337	56	6	6-1-5871	81337	24	1
6-1-5852-14	81337	56	7	6-1-5872-1	81337	15	
6-1-5852-15	81337	56	8	6-1-5872	81337	15	13
6-1-5852-16	81337	44	13	6-1-5872-2	81337	15	15
6-1-5852-2	81337	44	7	6-1-5873	81337	23	1
6-1-5852-3	81337	53	5	6-1-5873-5	81337	23	2
6-1-5852-4	81337	56	2	6-1-5874	81337	18	
6-1-5852-5	81337	47	1	6-1-5874-1	81337	18	1
6-1-5852-6	81337	47	4	6-1-5874-2	81337	18	2
6-1-5852-7	81337	47	5	6-1-5875-1	81337	15	19
6-1-5852-9	81337	56	3	6-1-5875-2	81337	15	23
6-1-5853-11	81337	20	8	6-1-5876-1	81337	18	4
6-1-5,853-12	81337	20	22	6-1-5876-2	81337	18	10
6-1-5853-14	81337	41	15	6-1-5877-1	81337	7	5
6-1-5853-15	81337	41	18	6-1-5877-1	81337	1	5
6-1-5853-16	81337	20	20	6-1-5877-1	81337	49	21
6-1-5853-2	81337	41	1	6-1-5877-2	81337	8	2
6-1-5853-3	81337	41	2	6-1-5877-2	81337	49	18
6-1-5853-4	81337	40	1	6-1-5877-3	81337	7	2
6-1-5853-5	81337	40	2	6-1-5878-1	81337	49	1
6-1-5853-6	81337	40	3	6-1-5878-2	81337	49	2
6-1-5853-7	81337	40	5	6-1-5878-3	81337	49	11
6-1-5853-9	81337	41	3	6-1-5878-4	81337	49	6
6-1-5854	81337	28	33	6-1-5878-4	81337	49	7
6-1-5855	81337	20	1	6-1-5879	81337	5	7

SECTION IV

NATIONAL STOCK NUMBER AND PART NUMBER INDEX

PART NUMBER	FSCM	FIG. NO.	ITEM NO.	PART NUMBER	FSCM	FIG. NO.	ITEM NO.
6-1-5880	81337	52	1	707-3	12168	20	18
6-1-5881	81337	51	1	707-3-5x3/8	12168	20	12
6-1-5882	81337	6	2	72171-1-2	99816	58	13
6-1-5883	91337	21		7310	74545	58	17
6-1-5883-1	81337	21	3	7474	74545	37	34
6-1-5883-2	81337	21	4	7481	74545	4	11
6-1-5883-3	81337	21	5	7703412	81902	39	5
6-1-5883-3	81337	21	10	7703413	81902	39	18
6-1-5883-4	81337	21	9	7703428-1	81902	29	17
6-1-5883-5	81337	21	14	7705200	81902	37	72
6-1-5884-1	81337	19	2	7705201	81902	37	78
6-1-5884-2	81337	42	2	7705202-502	81902	37	75
6-1-5884-3	81337	43	2	7705203-501	81902	37	53
6-1-5884-4	81337	1	24	7705207-501	81902	32	10
6-1-5884-4	81337	10	2	7705207-501	81902	32	20
6-1-5884-4	81337	13	5	7705207-502	81902	31	9
6-1-5884-4	81337	41	5	7705207-502	81902	32	11
6-1-5885	81337	46	1	7705207-503	81902	31	13
6-1-5892	81337	15	2	7705207-503	81902	32	1
6TX8	09523	33		7705214-501	81902	29	
6WEBTXB	09523	36	11	7705234-1	81902	37	4
600A9	75382	29	16	7705234-2	81902	37	3
601-7	75382	38	22	7705235-501	81902	28	31
602-4	75382	38	12	7705241-501	81902	39	1
602-6	75382	38	27	7705363-501	81902	36	
607-1/2X1/2	12168	41	17	7705364-501	81902	28	14
607-3/8X3/8	18168	20	11	7705364-501	81902	30	1
61-289-3	42689	1	4	7705365-501	81902	28	6
61-289-3	42689	1	11	7705365-502	81902	28	3
61-289-3	42689	1	18	7705368-2	81902	33	5
61-289-3	42689	25	3	79NM02	72962	37	50
61-289-3	42689	25	11	79NM02	72962	37	54
61-289-3	42689	25	19	79NM02	72962	37	67
61-289-3	42689	25	27	79NM02	72962	37	70
61-289-3	42689	25	35	79NM02	72962	37	79
61-3255	42689	1	5	79NM02	72962	37	82
61-3255	42689	1	12	79NM02	72962	37	85
61-3255	42689	1	19	79NM02	72962	37	92
61-394	42689	1	3	79NTE040	72962	37	46
61-394	42689	1	10	8-120	03481	25	52
61-394	42689	1	17	8EB12B	45681	33	8
61-394	42689	25	4	80156-584	04009	29	1
61-394	42689	25	20	82378SD	04009	29	2
61-394	42689	25	28	8367	83330	29	6
61-394	42689	25	36	8703443-2	81902	29	41
61-394	42689	26	12	8703443-501	81902	28	22
611-3/8X3/8X3/8	12168	20	10	8703443-501	81902	29	
621-5852-12	81337	56	4	8703446-501	81902	37	18
651X4	79470	20	23	8703455-501	81902	38	35
662R1	76786	7	8	8703459-501	81902	37	4S
662R1	76786	15	14	8703460-501	81902	28	26
662R1	76786	15	28	8703460-501	81902	37	
662R 1	76786	49	15	8703479-501	81902	28	25
662R1	76866	8	8	8703479-501	81902	31	1
668- 3-10FR	18177	48	9	8703577	81902	28	
68-016-24TYPEF	42689	25	44	97071	74545	44	12
68-080-12	42689	25	43	9815	79725	44	11
68-090	42689	25	42	9965	74545	20	27
68F-3/8	30327	20	13				

SECTION IV

NATIONAL STOCK NUMBER AND PART NUMBER INDEX

STOCK NUMBER	FIGURE NO.	ITEM NO.	STOCK NUMBER	FIGURE NO.	ITEM NO.
5310-00-013-1052	29	25	5935-00-448-1085	58	9
5305-00-071-2509	43	5	5310-00-487-5408	1	15
5340-00-078-7029	15	21	5340-00-527-2859	18	8
4510-00-113-0739	20	14	4010-00-543-6046	24	3
5925-00-113-2619	54	7		45	2
5940-00-113-8179	30	5	5310-00-582-5965	3	6
5925-00-124-5015	54	4	5310-00-582-5965	42	4
5305-00-147-3228	16	7	5935-00-643-6688	58	14
6240-00-152-2982	55	2	5340-00-708-2930	3	7
4710-00-203-3192	20	8	5310-00-722-5658	41	13
5935-00-229-2422	52	3		41	21
5935-00-229-2423	51	2	5935-00-817-6546	52	2
8305-00-263-2077	49	19	5305-00-837-9739	5	2
	49	22		16	5
8305-00-263-2477	7	3		21	15
	8	3	5925-00-850-4536	54	6
	8	6	5925-00-850-6432	54	8
	15	20	5925-00-878-4077	54	5
	15	24	4730-00-882-1379	27	11
	18	5	5935-00-924-0061	51	3
	18	11	5305-00-950-2720	49	8
5340-00-297-6837	18	12	6350-00-961-7758	44	1
6250-00-299-2884	55	3	5305-00-984-6193	37	90
5305-00-432-4163	20	21	5305-00-984-6193	37	97
	24	2	5935-00-985-0560	52	4
	47	3	5310-00-997-1888	3	4
	47	6	5340-01-049-0905	15	14
5305-00-432-4251	44	10		15	28
5935-00-448-1085	57	5	5340-01-049-0905	49	15

PART NUMBER	FSCM	FIG. NO.	ITEM NO.	PART NUMBER	FSCM	FIG. NO.	ITEM NO.
JH4-26	86887	1	15	1/0	01976	24	3
MS27183-10	96906	13	9	2100	03350	44	4
MS27183-10	96906	37	47	2100	03350	58	1
MS35191-272	96906	49	16	26-7406P	66935	40	8
MS35206-245	96906	37	90	3046B	03350	57	4
MS35206-245	96906	37	97	5252	74545	57	5
MS35338-44	96906	42	4	5715B	04009	58	11
MS51861-24	96906	2	24	6-1-5850-1	81337	8	1
MS51861-24	96906	20	21	6-1-5853-12	81337	40	9
MS51861-24	96906	47	3	6-1-5953-9	81337	40	8
MS51861-24	96906	47	6	7310	74545	56	1
MS90725-60	96906	41	10	7705202-501	81902	37	77
S10B-50	03481	49	17	7705361-1	81902	36	16
W1006	81902	33	7	8703459-501	81902	38	1

By Order of the Secretary of the Army:

Official:


J. C. PENNINGTON
Major General, United States Army
The Adjutant General

E. C. MEYER
General, United States Army
Chief of Staff

DISTRIBUTION:

To be distributed in accordance with DA Form 12-25A Direct and General Support Maintenance Requirements for Shelters.

RECOMMENDED CHANGES TO EQUIPMENT TECHNICAL PUBLICATIONS

 <p style="text-align: center;"><i>THEN...JOT DOWN THE DOPE ABOUT IT ON THIS FORM. CAREFULLY TEAR IT OUT, FOLD IT AND DROP IT IN THE MAIL.</i></p>		SOMETHING WRONG WITH PUBLICATION		
		FROM: (PRINT YOUR UNIT'S COMPLETE ADDRESS)		
		DATE SENT		
PUBLICATION NUMBER		PUBLICATION DATE	PUBLICATION TITLE	
BE EXACT PIN-POINT WHERE IT IS				
PAGE NO.	PARA-GRAPH	FIGURE NO.	TABLE NO.	<p style="text-align: center; font-weight: bold;">IN THIS SPACE, TELL WHAT IS WRONG AND WHAT SHOULD BE DONE ABOUT IT.</p>
PRINTED NAME, GRADE OR TITLE AND TELEPHONE NUMBER			SIGN HERE	

The Metric System and Equivalents

Linear Measure

1 centimeter = 10 millimeters = .39 inch
 1 decimeter = 10 centimeters = 3.94 inches
 1 meter = 10 decimeters = 39.37 inches
 1 dekameter = 10 meters = 32.8 feet
 1 hectometer = 10 dekameters = 328.08 feet
 1 kilometer = 10 hectometers = 3,280.8 feet

Weights

1 centigram = 10 milligrams = .15 grain
 1 decigram = 10 centigrams = 1.54 grains
 1 gram = 10 decigrams = .035 ounce
 1 decagram = 10 grams = .35 ounce
 1 hectogram = 10 decagrams = 3.52 ounces
 1 kilogram = 10 hectograms = 2.2 pounds
 1 quintal = 100 kilograms = 220.46 pounds
 1 metric ton = 10 quintals = 1.1 short tons

Liquid Measure

1 centiliter = 10 milliliters = .34 fl. ounce
 1 deciliter = 10 centiliters = 3.38 fl. ounces
 1 liter = 10 deciliters = 33.81 fl. ounces
 1 dekaliter = 10 liters = 2.64 gallons
 1 hectoliter = 10 dekaliters = 26.42 gallons
 1 kiloliter = 10 hectoliters = 264.18 gallons

Square Measure

1 sq. centimeter = 100 sq. millimeters = .155 sq. inch
 1 sq. decimeter = 100 sq. centimeters = 15.5 sq. inches
 1 sq. meter (centare) = 100 sq. decimeters = 10.76 sq. feet
 1 sq. dekameter (are) = 100 sq. meters = 1,076.4 sq. feet
 1 sq. hectometer (hectare) = 100 sq. dekameters = 2.47 acres
 1 sq. kilometer = 100 sq. hectometers = .386 sq. mile

Cubic Measure

1 cu. centimeter = 1000 cu. millimeters = .06 cu. inch
 1 cu. decimeter = 1000 cu. centimeters = 61.02 cu. inches
 1 cu. meter = 1000 cu. decimeters = 35.31 cu. feet

Approximate Conversion Factors

To change	To	Multiply by	To change	To	Multiply by
inches	centimeters	2.540	ounce-inches	Newton-meters	.007062
feet	meters	.305	centimeters	inches	.394
yards	meters	.914	meters	feet	3.280
miles	kilometers	1.609	meters	yards	1.094
square inches	square centimeters	6.451	kilometers	miles	.621
square feet	square meters	.093	square centimeters	square inches	.155
square yards	square meters	.836	square meters	square feet	10.764
square miles	square kilometers	2.590	square meters	square yards	1.196
acres	square hectometers	.405	square kilometers	square miles	.386
cubic feet	cubic meters	.028	square hectometers	acres	2.471
cubic yards	cubic meters	.765	cubic meters	cubic feet	35.315
fluid ounces	milliliters	29.573	cubic meters	cubic yards	1.308
pints	liters	.473	milliliters	fluid ounces	.034
quarts	liters	.946	liters	pints	2.113
gallons	liters	3.785	liters	quarts	1.057
ounces	grams	28.349	liters	gallons	.264
pounds	kilograms	.454	grams	ounces	.035
short tons	metric tons	.907	kilograms	pounds	2.205
pound-feet	Newton-meters	1.356	metric tons	short tons	1.102
pound-inches	Newton-meters	.11296			

Temperature (Exact)

°F	Fahrenheit temperature	5/9 (after subtracting 32)	Celsius temperature	°C
----	------------------------	----------------------------	---------------------	----

PIN: 009770